

Modular range Pilot devices



Modular range



8

General construction

- Snap-on feature reduces installation time
- Bezels: Black plastic, chrome metal. Grey plastic available as an option
- Contact block holder features rear mounting with quick-release locking mechanism for high security
- Buttons available in several colors
- Engraved text caps available
- Custom-specific markings on request
- UL File# E57057
- CSA File# LR19700

Operators

- Pushbuttons, illuminated and non-illuminated
- Double pushbuttons, illuminated and non-illuminated
- Mushroom pushbuttons, illuminated and non-illuminated, Ø 40 mm and Ø 60 mm
- Emergency stop pushbuttons, illuminated and non-illuminated, twist or pull release
- Selector switches, illuminated and non-illuminated, 2 or 3 position, short or long handle
- Key operated selector switches, 2 or 3 position
- Toggle switches, 2 or 3 position

Pilot lights

- Full voltage, resistor and transformer
- LED & filament bulbs available for illuminated pushbuttons and pilot lights

Contact blocks

- Quick-mount, quick-release contact block holder for fast and easy assembly
- NO & NC contact blocks are color coded for easy identification: Green = NO, Red = NC
- Silver tipped contacts
- Wiping action for high reliability
- Low energy gold plated contact blocks
- Base mounted contact blocks which snap onto a 35 mm DIN rail or into a plastic enclosure
- Contact block holder for three or five blocks in a single row

Additional products

- Buzzer, continuous and pulsating
- 5 k Ω and 10 k Ω potentiometers
- Definite purpose pushbuttons
- Reset pushbuttons
- Broad range of accessories

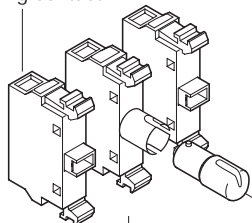
General information Mounting

8

Exploded view

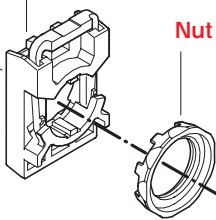
Contact block

Single pole with making or breaking contact



Holder

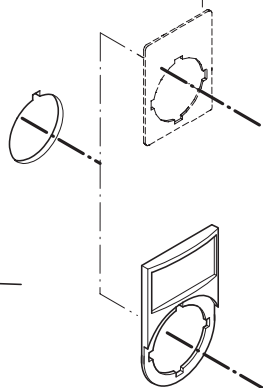
Available either for three or five blocks in one single row. Additional blocks can be stacked on holders for three blocks.



Nut

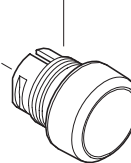
Legend plates

Of aluminum with slots that guide the legend plate and the operator into the correct position. Please, see the chapter 'legend plates' for more information.



Operator

Buttons, lenses and handles in several colors. Illuminated or non-illuminated.



Lamp block

Illuminated pushbuttons, illuminated selector switches and pilot lights have a lamp block in the center position of the holder.

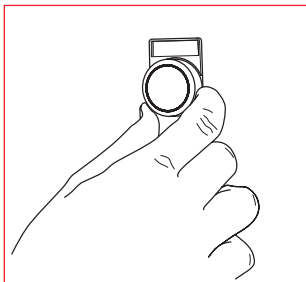
Legend plate holder

Of black plastic. Insert of brushed aluminum. Please, see the chapter 'legend plates' for more information.

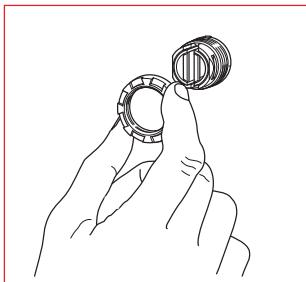
Bezels

Pushbuttons, selector switches and toggle switches with bezel in black plastic, chrome metal are available.

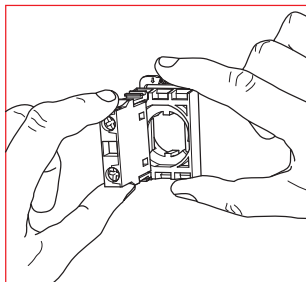
Easy to mount



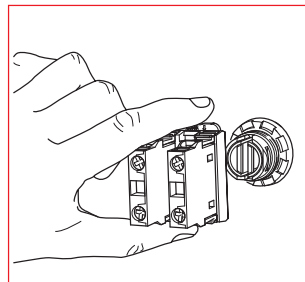
The operator is to be inserted from the front.....



...and secured at the back with a nut.

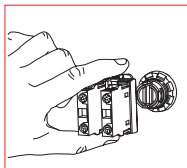
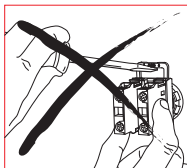


The contact blocks/lamp block are then snapped on to the holder...



...and the holder snaps on to the operator.

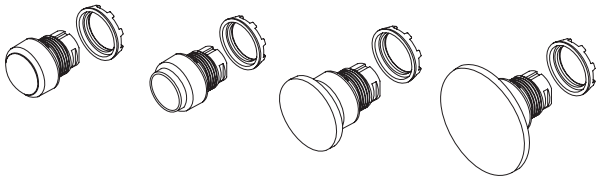
...and to remove



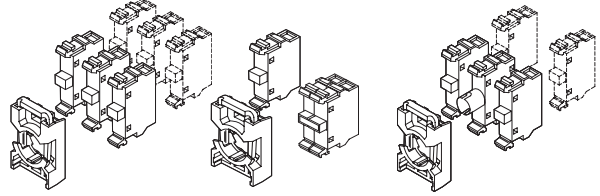
Press down the spring on the holder and pull the holder from the actuator.

Selection Guide

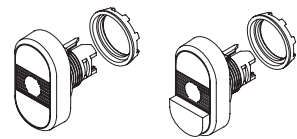
Pushbuttons and Mushroom pushbuttons



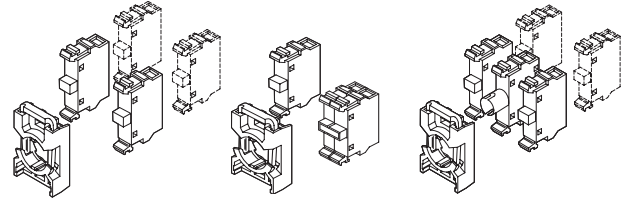
Contact block/lamp block combinations



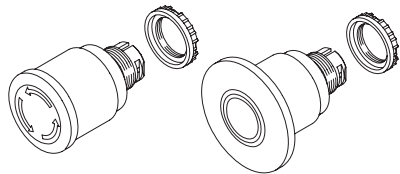
Double pushbuttons



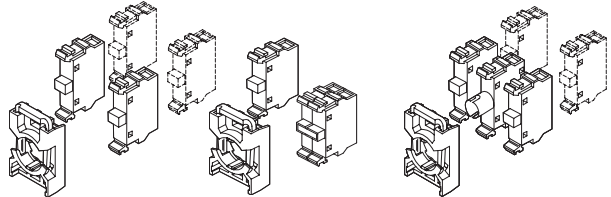
Contact block/lamp block combinations



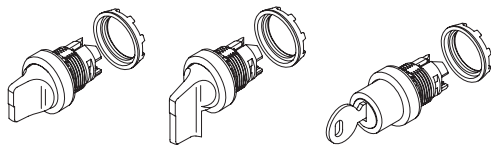
Emergency stop pushbuttons



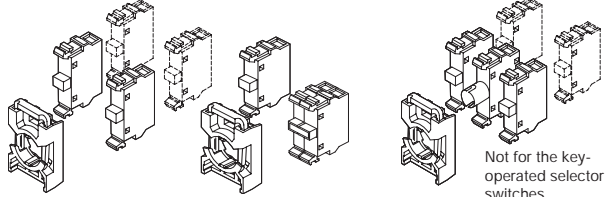
Contact block/lamp block combinations



Selector switches

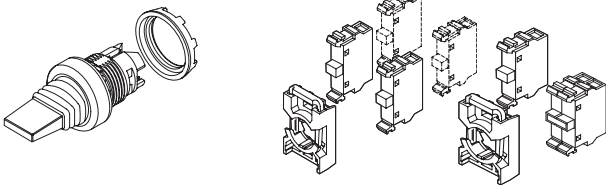


Contact block/lamp block combinations

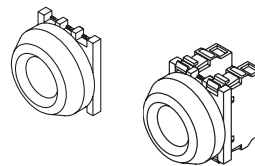


Toggle switches

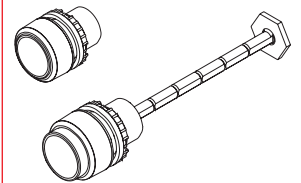
Contact block combinations



Definite purpose push-buttons

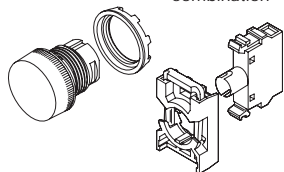


Reset pushbuttons



Pilot lights

Lamp block combination



Buzzers



Potentiometers

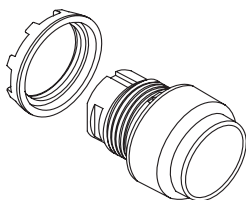
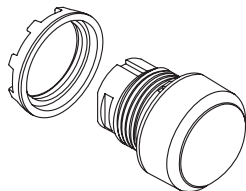


Flush and extended pushbuttons

Illuminated

Momentary and maintained

Bulb max 1.2 W



Bezel in black plastic as standard

Bezel in metal:

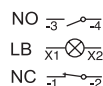
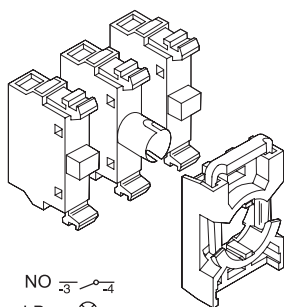
Replace '1' in the:

Catalog No. MPX-1 0X

Ref. Code 1SFA611XXX R 1XXX

3 for metal bezel

4 for grey plastic bezel



Operator ...

Description	Catalog No.	Ref. Code	List Price
with flush button			
Momentary ①			
Red	MP1-11R	1SFA 611 100 R1101	\$ 6.10
Green	MP1-11G	1SFA 611 100 R1102	
Yellow	MP1-11Y	1SFA 611 100 R1103	
Blue	MP1-11L	1SFA 611 100 R1104	
White	MP1-11W	1SFA 611 100 R1105	
Clear	MP1-11C	1SFA 611 100 R1108	
Maintained ①③			
Red	MP2-11R	1SFA 611 101 R1101	17.30
Green	MP2-11G	1SFA 611 101 R1102	
Yellow	MP2-11Y	1SFA 611 101 R1103	
Blue	MP2-11L	1SFA 611 101 R1104	
White	MP2-11W	1SFA 611 101 R1105	
Clear	MP2-11C	1SFA 611 101 R1108	
with extended button			
Momentary ①			
Red	MP3-11R	1SFA 611 102 R1101	6.10
Green	MP3-11G	1SFA 611 102 R1102	
Yellow	MP3-11Y	1SFA 611 102 R1103	
Blue	MP3-11L	1SFA 611 102 R1104	
White	MP3-11W	1SFA 611 102 R1105	
Clear	MP3-11C	1SFA 611 102 R1108	
Maintained ①③			
Red	MP4-11R	1SFA 611 103 R1101	17.30
Green	MP4-11G	1SFA 611 103 R1102	
Yellow	MP4-11Y	1SFA 611 103 R1003	
Blue	MP4-11L	1SFA 611 103 R1004	
White	MP4-11W	1SFA 611 103 R1005	
Clear	MP4-11C	1SFA 611 103 R1108	

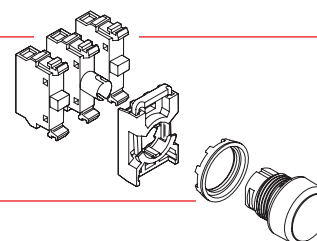
Contact blocks, lamp block and holder ②

Blocks	Catalog No.	Ref. Code	List Price
1 NO + 1 LB with holder	MCBH-101	1SFA 611 605 R1201	\$ 27.50
1 NC + 1 LB with holder	MCBH-011	1SFA 611 605 R1210	27.50
2 NO + 1 LB with holder	MCBH-201	1SFA 611 605 R1202	35.50
2 NC + 1 LB with holder	MCBH-021	1SFA 611 605 R1220	35.50
1 NO + 1 NC + 1 LB with holder	MCBH-111	1SFA 611 605 R1211	35.50
1 NO without holder	MCB-10	1SFA 611 610 R1001	8.00
1 NC without holder	MCB-01	1SFA 611 610 R1010	8.00
Lamp block for 2 W, max 230 V AC/DC bulb or LED	MLB-1	1SFA 611 620 R1001	17.50
Holder for 3 blocks	MCBH-00	1SFA 611 605 R1100	2.00

Ordering example

Requested: A modular pushbutton, maintained and illuminated with green flush button and one NO + one NC contact.

Ref.: 1 piece of MP2-11G + 1 piece of MCBH-111
Bulb - see accessories



- ① No contact block in the center position
- ② Lamp block MLB-1. Bulb not included. For other lamp blocks see Accessories.
- ③ Bulb max 1.2 W, not included.

