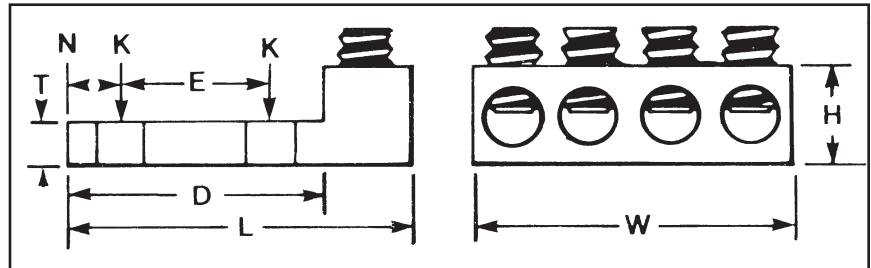




TYPES K4A-U, KK4A-U

UNIVERSAL TERMINAL

(Four Conductor)
For Aluminum and Copper Conductors

These dual-rated four conductor lugs are constructed from high strength aluminum alloy and electro tin-plated to provide low contact resistance.



Catalog Number*	Fig. No.	FOUR: Wire Range (Aluminum or Copper)	Stud Hole Size	Dimensions							Recommended Tightening Torque (in-lb)
				D	L	N	W	E	T	H	
K4A29U-4N	1	6 AWG-250 kcmil	1/2	3.16	4.25	0.63	3.69	1.75	0.31	1.19	275
K4A31U-4N	1	6 AWG-350 kcmil	1/2	3.00	4.50	0.63	5.04	1.75	0.31	1.38	275
KK4A36U-4N	2	2 AWG-600 kcmil	1/2	3.34	5.63	0.63	5.00	1.75	0.44	1.51	375
KK4A40U-4N	2	300 kcmil-800 kcmil	1/2	3.41	6.19	0.63	6.00	1.75	0.56	1.88	375

* "N" indicates NEMA standard stud holes.

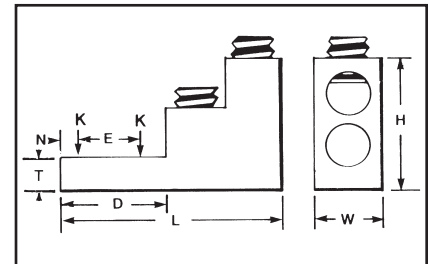

▲ All 4N items see note LIGHTNING PROTECTION INFO.

TYPES K11A-U, K21A-U, K22A-U

UNIVERSAL TERMINAL

For Aluminum and Copper Conductors

Dual-rated panelboard lugs are constructed from high strength extruded aluminum alloy and electro tin-plated to provide low contact resistance.



Catalog Number	Fig. No.	# of Conductors	Wire Range (Aluminum or Copper)	Stud Hole Size	D	L	N	W	E	T	H	Recommended Tightening ▲ Torque (in-lb)
K11A30U	1	2	6 AWG-300 kcmil	5/16	0.94	3.00	0.47	1.00	—	0.50	2.03	275
K11A34U-2	2	2	4/0 AWG-500 kcmil	1/4	2.31	2.91	0.25	1.44	0.69	0.63	2.40	375
K11A36U-2	3	2	2 AWG-600 kcmil	3/8	2.31	4.91	0.38	1.50	1.38	0.75	3.02	375
K21A36U-2	4	3	2 AWG-600 kcmil	3/8	2.31	4.91	0.38	2.50	1.38	0.75	3.03	375
K22A36U-2	5	4	2 AWG-600 kcmil	3/8	2.31	4.91	0.38	2.50	1.38	0.75	3.03	375
K11A39U-2	3	2	1/0 -750 kcmil	3/8	2.31	4.91	0.38	1.69	1.38	0.75	3.02	375
K22A39U-2	5	4	1/0 -750 kcmil	3/8	2.31	4.91	0.38	3.06	1.38	0.75	3.02	375

▲ Listed torque values are for maximum conductor sizes accommodated. Consult UL486 Tables 7-4, 7-5, 7-6 for smaller conductor sizes.

Blue highlighted items are industry standard and most frequently ordered.