V-Belts

Not only traditional Classical and Narrow profiled belts, but also Double-V and FHP belts

When synchronization or timing is not required, V-belts make an excellent low-cost, quiet and efficient means of transmitting power. However, not all V-belts perform the same. Depending on your application and your objectives, some V-belts will be better at getting you closer to your end goal.

Narrow V-belts

Effectively handling drives from 1 to 1,000 horsepower, these belts rank high in horsepower-hours per dollar, the ultimate measure of drive value. The Narrow belt cross sections (3V, 5V and 8V), offer higher power capacity for any sheave size and weight.

The Narrow or "wedge" design provides more tensile member support than Classical V-belts. Narrow belts handle an equivalent load, but with narrower face width and smaller diameters than the traditional Classical V-belts. These features allow the use of smaller belts or fewer belts to transmit the load, an important advantage if your goal is to maximize power transmission efficiency by reducing drive weight and size.

Classic V-belts

The most widely used V-belts are A, B, C and D Classical belts. Used more out of habit and convenience than design, these belts can handle fractional to 500 horsepower drives, usually at the lowest cost. However, they occupy more space and the drives weigh more than Narrow belt drives. Also, Classical belts are usually less efficient than Narrow belts. But their versatility and wide range of sizes and types make them an attractive alternative to wedge belts.

Many Classical belts are used for replacement because it is considered too costly to replace sheaves when upgrading from Classical to Narrow or other belt types. Therefore, when replacing Classical sheaves, it is an opportune time to upgrade to Narrow or other belt types.

Specialty V-belts

When equipment calls for metric precision, you need a belt that not only measures up, but one that won't get lost in translation. Metric belts belts are engineered to universal metric profiles, but manufactured by Continental ContiTech in North America, so you do not have to go elsewhere to get them.

Strong, flexible and able to work in wide temperature ranges, metric belts replaces many common metric cross section belts such as XPZ, XPA, SPA, XPB, SPB, XPC and SPC.

Double-V or Hex belts

A variation of the Classical belt, Hex belts come in AA, BB, CC or a deep CCP cross section. These belts transfer power from either side in serpentine drives. A drive design using Hex belts is more complicated and engineering manuals should be consulted when replacing or troubleshooting these drives.

Fractional Horsepower belts (FHP)

The 3L, 4L and 5L light-duty FHP belts are part of the V-belt line also. As the name implies, these belts are used solely on drives of 1 horsepower or less.

Cogged, raw-edge construction vs. envelope construction

Continental ContiTech provide a complete offering of cogged, raw-edge belts in Narrow, Classical and FHP styles. Designated 3VX, 5VX, AX, BX, CX, 4L and 5L, cogged, raw-edge V-belts have higher capacity and efficiency and they use smaller sheaves than traditional envelope (wrapped) belts. These belts have a higher coefficient of friction and are more aggressive, which makes them a very efficient belt for power transmission.

Unlike conventional fabric-covered V-belts, raw-edge belts have no cover. Thus, the cross-sectional area normally occupied by the cover is used for more load-carrying cord. Cogs on the inner surface of the belt increase air flow to enhance cooler running. They also increase flexibility, allowing the belt to operate with smaller sheaves. With Classical V-belts, certain under-designed or problem drives can be upgraded to "satisfactory" by substituting Classical cogged belts for Classical envelope belts without replacing sheaves.

Because of their higher coefficient of friction, cogged belts tend to be more sensitive to alignment. While envelope belts can tolerate some misalignment, cogged belts are more likely to turn over under the same conditions. Cogged belts should not be used in clutching drives, drives with severe shock loads and drives that have changing center distances, such as shaker screens. In these applications, the aggressive nature and flexibility of cogged belts can cause vibration, belt turnover and belt breakage. Cogged belts should also be avoided in drives that require slippage during frequent stops and starts.

Wedge TLP™ Narrow V-Belts

Better belt performance is now within reach

Introducing the newest, longest-lasting narrow V-belt in the Continental ContiTech lineup.



Part Number: 3VT950

3VT	0.38 in. top width – Narrow profile
950	95 in. nominal outside length
	Envelope uncogged construction shown

Constructed with a homogenous, one-piece design, the Wedge TLP™ Narrow V-belt delivers total lasting performance that is virtually maintenance free. Its high-modulus, high-denier cord can handle a significant increase in horsepower over our current HY-T® Wedge.

Little maintenance with no worries

Wedge TLP™'s unique advanced construction process includes use of a specialized reinforcement and compounds that make this Narrow V-belt virtually maintenance free. Install this belt the first time with proper installation techniques and take advantage of reduced downtime and maintenance.

Increase savings by using fewer belts

With its greater horsepower capacity, Wedge TLP™ allows you to deliver the same amount of horsepower with a lesser number of belts. Fewer belts mean fewer sheave grooves; the combination of the two means lower-cost belt drives.

Durability that goes the distance

Wedge TLP™ belts offer supreme durability and wear resistance – plus better fit even in worn sheaves. That is all because of its two envelope plies and specialty blended, fiber-rich compounding that help support increased horsepower, with less deformation under tension.

Applications

Premium, longer-life narrow-profile belts for compact, high-horsepower drives. Excellent in short-centered drives or where high shock loads are present; can be used any place you find traditional Narrow V-belts, but require a more robust composition for improved service life.

Key features & benefits

- Homogenous design.
- Specialty blended, fiber rich compounding.
- Higher modulus, higher denier cord.
- Virtually no maintenance.
- Static conductive,* with oil-resistant surface, for greater peace of mind.
- Supreme durability and wear resistance.

*Drive conditions and service variables in combination with time in operation can result in a loss of static conductivity. It is recommended that a conductivity check be added to drive preventive maintenance programs where belt static conductivity is a requirement.

Wedge TLP™ Narrow V-Belts

Cross Sections and Lengths Available

Part #	Effective Length (in.)	Part #	Effective Length (in.)	Part #	Effective Length (in.)
3VT					
3VT500	50.0	3VT750	75.0	3VT1120	112.0
3VT530	53.0	3VT800	80.0	3VT1180	118.0
3VT560	56.0	3VT850	85.0	3VT1250	125.0
3VT600	60.0	3VT900	90.0	3VT1320	132.0
3VT630	63.0	3VT950	95.0	3VT1400	140.0
3VT670	67.0	3VT1000	100.0		
3VT710	71.0	3VT1060	106.0		
5VT					
5VT530	53.0	5VT1000	100.0	5VT1900	190.0
5VT560	56.0	5VT1060	106.0	5VT2000	200.0
5VT600	60.0	5VT1120	112.0	5VT2120	212.0
5VT630	63.0	5VT1180	118.0	5VT2240	224.0
5VT670	67.0	5VT1250	125.0	5VT2360	236.0
5VT710	71.0	5VT1320	132.0	5VT2500	250.0
5VT750	75.0	5VT1400	140.0	5VT2650	265.0
5VT800	80.0	5VT1500	150.0	5VT2800	280.0
5VT850	85.0	5VT1600	160.0	5VT3000	300.0
5VT900	90.0	5VT1700	170.0	5VT3150	315.0
5VT950	95.0	5VT1800	180.0		
8VT					
8VT1000	100.0	8VT1800	180.0	8VT3000	300.0
8VT1120	112.0	8VT1900	190.0	8VT3150	315.0
8VT1180	118.0	8VT2000	200.0	8VT3350	335.0
8VT1250	125.0	8VT2120	212.0	8VT3550	355.0
8VT1320	132.0	8VT2240	224.0	8VT3750	375.0
8VT1400	140.0	8VT2360	236.0	8VT4000	400.0
8VT1500	150.0	8VT2500	250.0	8VT4250	425.0
8VT1600	160.0	8VT2650	265.0	8VT4500	450.0
8VT1700	170.0	8VT2800	280.0		

3VT

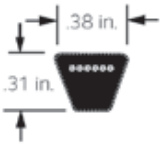

5VT

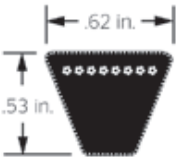

8VT

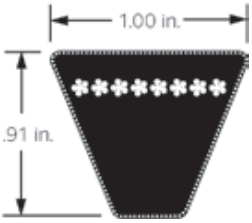

HY-T® Wedge Belts

A narrower cross section and stronger construction reduces drive costs



Part Number: 5V1400

5V	0.62 in. top width – Narrow profile
1400	140 in. nominal outside length
	Envelope uncogged construction shown

The savings start in the basic wedge or narrow design of the HY-T® Wedge belt. It has a narrower cross section than standard V-belts so it distributes stresses more uniformly to deliver more consistent, more reliable power transmission.

A wedge cross-section means the belts are narrower and weigh less. Narrower belts allow for the use of thinner and lighter sheaves, resulting in a more efficient drive.

The savings continue through the higher horsepower capacity provided by Continental ContiTech HY-T® V-belt construction. Vytacord® tension members provide strength and dimensional stability. Higher horsepower capacity is also provided through a tough engineered rubber compound cushion, adding to belt strength.

HY-T® Wedge, with its narrow cross-section, makes it possible to achieve a required horsepower with fewer HY-T® Wedge belts than with standard V-belts, reducing sheave size, sheave costs and belt costs even more.

Since less power is required to run the smaller, lighter drives, more power gets to the load. Therefore, you may be able to downsize drive motors and/or increase drive efficiency for even more savings.

Matchmaker® performance

HY-T® Wedge belts eliminate mismatch problems as each Matchmaker® belt is mirrored in size and performance to every other HY-T® Wedge belt in that size, no matter when or where it was produced.

Cut-edge or envelope constructions provide optimum performance

HY-T® Wedge belts are produced with a highly engineered EPDM compound available in a cut-edge cogged construction for increased flexibility and heat dissipation with a broader temperature range than ever before (-40F to 230F/-40C to 110C). This belt can handle extremely high temperatures and is also available in envelope construction for drives where pulsation shock loads, high tension and long centers are involved.

HY-T® Wedge Cogged belts are high-horsepower belt constructions that are identified with a 3VX and 5VX prefix and are available in lengths up to 200 inches. The cogged construction provides the high flexibility required for short center distances. The cogs also provide a larger surface area to dissipate heat and prolong belt life. Improved material properties and advanced construction technology results in an average horsepower increase of 30% over standard "Classical" V-belt and wedge belts.

HY-T® Wedge envelope belts are identified with a 3V, 5V or 8V prefix and are recommended for drives where pulsation, shock loads, high tension and long centers are involved. It features a continuous V-section that is protected by a wide angle, synthetic fabric impregnated with high-quality engineered rubber compound. This unique envelope achieves the high strength HY-T® Wedge belts need to withstand high loading forces. It also provides the torsional rigidity required in long center drives delivering the traction needed for accurate tracking and precision performance.

Applications

Narrow profile belts for compact, high horsepower drives, high shock loading on short centers and small diameters. For designing compact, heavy-duty drives where space limitation is a factor.

Key features & benefits

- Narrow profile provides savings through efficiency.
- Greater horsepower than the Classical belt.
- Strong Vytacord® (polyester) tensile members.
- High-grade engineered rubber.
- Heat, ozone and abrasion resistant.
- Available in raw-edge construction with cogs or envelope construction.
- Matchmaker® to eliminate mismatch.
- Static conductive.*
- Operates in a wide ambient temperature range (-40ºF to 230ºF/-40ºC to 110ºC).
- EPDM construction (cut-edge cogged only).

*Drive conditions and service variables in combination with time in operation can result in a loss of static conductivity. It is recommended that a conductivity check be added to drive preventive maintenance programs where belt static conductivity is a requirement.

Cross Sections and Lengths Available

Cogged Sizes*

Part #	Effective Length (in.)	Part #	Effective Length (in.)	Part #	Effective Length (in.)
3VX					
3VX250	25.0	3VX450	45.0	3VX850	85.0
3VX265	26.5	3VX475	47.5	3VX900	90.0
3VX280	28.0	3VX500	50.0	3VX950	95.0
3VX300	30.0	3VX530	53.0	3VX1000	100.0
3VX315	31.5	3VX560	56.0	3VX1060	106.0
3VX335	33.5	3VX600	60.0	3VX1120	112.0
3VX350	35.0	3VX630	63.0	3VX1180	118.0
3VX355	35.5	3VX650	65.0	3VX1250	125.0
3VX360	36.0	3VX670	67.0	3VX1320	132.0
3VX375	37.5	3VX710	71.0	3VX1400	140.0
3VX400	40.0	3VX750	75.0	3VX1500	150.0
3VX425	42.5	3VX800	80.0		
5VX					
5VX450	45.0	5VX690	69.0	5VX1030	103.0
5VX470	47.0	5VX710	71.0	5VX1060	106.0
5VX490	49.0	5VX730	73.0	5VX1080	108.0
5VX500	50.0	5VX740	74.0	5VX1120	112.0
5VX510	51.0	5VX750	75.0	5VX1150	115.0
5VX530	53.0	5VX780	78.0	5VX1180	118.0
5VX540	54.0	5VX800	80.0	5VX1230	123.0
5VX550	55.0	5VX810	81.0	5VX1250	125.0
5VX560	56.0	5VX830	83.0	5VX1277	122.7
5VX570	57.0	5VX840	84.0	5VX1320	132.0
5VX580	58.0	5VX850	85.0	5VX1400	140.0
5VX590	59.0	5VX860	86.0	5VX1500	150.0
5VX600	60.0	5VX880	88.0	5VX1600	160.0
5VX610	61.0	5VX900	90.0	5VX1700	170.0
5VX630	63.0	5VX930	93.0	5VX1800	180.0
5VX650	65.0	5VX950	95.0	5VX1900	190.0
5VX660	66.0	5VX960	96.0	5VX2120	212.0
5VX670	67.0	5VX1000	100.0		
5VX680	68.0	5VX1017	101.7		
8VX					
8VX1000	100.0	8VX1320	132.0	8VX1800	180.0
8VX1060	106.0	8VX1400	140.0	8VX1900	190.0
8VX1120	112.0	8VX1500	150.0	8VX2000	200.0
8VX1180	118.0	8VX1600	160.0		
8VX1250	125.0	8VX1700	170.0		

*Cut-edge cogged construction. EPDM -40°F to 230°F (-40°C to 110°C) temperature range.

3VX

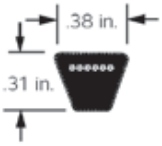

5VX

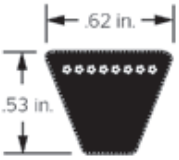

8VX

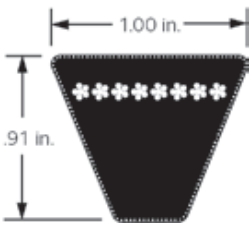

HY-T® Wedge Belts

Cross Sections and Lengths Available

Noncogged Sizes

Part #	Effective Length (in.)	Part #	Effective Length (in.)	Part #	Effective Length (in.)
3V					
3V250	25.0	3V475	47.5	3V900	90.0
3V265	26.5	3V500	50.0	3V950	95.0
3V280	28.0	3V530	53.0	3V1000	100.0
3V300	30.0	3V560	56.0	3V1060	106.0
3V315	31.5	3V600	60.0	3V1120	112.0
3V335	33.5	3V630	63.0	3V1180	118.0
3V355	35.5	3V670	67.0	3V1250	125.0
3V375	37.5	3V710	71.0	3V1320	132.0
3V400	40.0	3V750	75.0	3V1400	140.0
3V425	42.5	3V800	80.0		
3V450	45.0	3VX850	85.0		
5V					
5V500	50.0	5V1060	106.0	5V2000	200.0
5V560	56.0	5V1120	112.0	5V2120	212.0
5V630	63.0	5V1180	118.0	5V2240	224.0
5V670	67.0	5V1250	125.0	5V2360	236.0
5V710	71.0	5V1320	132.0	5V2500	250.0
5V750	75.0	5V1400	140.0	5V2650	265.0
5V800	80.0	5V1500	150.0	5V2800	280.0
5V850	85.0	5V1600	160.0	5V3000	300.0
5V900	90.0	5V1700	170.0	5V3150	315.0
5V950	95.0	5V1800	180.0	5V3350	335.0
5V1000	100.0	5V1900	190.0	5V3550	355.0
8V					
8V1000	100.0	8V1800	180.0	8V3150	315.0
8V1060	106.0	8V1900	190.0	8V3350	335.0
8V1120	112.0	8V2000	200.0	8V3550	355.0
8V1180	118.0	8V2120	212.0	8V3750	375.0
8V1250	125.0	8V2240	224.0	8V4000	400.0
8V1320	132.0	8V2360	236.0	8V4250	425.0
8V1400	140.0	8V2500	250.0	8V4500	450.0
8V1500	150.0	8V2650	265.0	8V4750	475.0
8V1600	160.0	8V2800	280.0	8V5000	500.0
8V1700	170.0	8V3000	300.0	8V5600	560.0

HY-T® Plus (Classical) Belts

Less elongation is the key to performance

Whether you are talking about rubber belts or metal chains, most materials will elongate when put to use. The secret to reliable performance is not to eliminate elongation, but to control it so that it is minimal, predictable and uniform. To achieve these criteria, we developed the Vytacord® tensile member.



Part Number: B75

B	0.66 in. top width – Classical profile
75	Approximate 75 in. inside length

Vytacord® provides the high-strength, high-horsepower rating capacity needed to effectively transmit today's drive power. It is even tough enough to tolerate slight sheave misalignment that would quickly destroy ordinary belts.

The Vytacord® tensile member provides dimensional stability. As a result, each belt of a given size will maintain its length consistency, no matter when or where it was produced.

The exceptional dimensional stability properties of HY-T® Plus eliminates matching problems, improves performance and increases service life.

Improved materials are the key to the durability and versatility of HY-T® Plus

The vast improvements in all components of HY-T® Plus construction complement the quality of the Vytacord® tensile member.

Our engineered heat- and oil-resistant rubber compound is used in both the cushion and insulation sections of HY-T® Plus. Belt construction provides the flexibility on small pulleys. As a result the belt is able to serve a dual purpose for both Classical and FHP, while offering more versatility than any other Classical belt.

The HY-T® Plus envelope construction assures optimum warp and fill thread angle, providing belt flexibility. In addition, the fabric is treated with Continental ContiTech exclusive engineered rubber compound for long wear and resistance to heat, oil and other environmental hazards. The envelope also assures that the belt dissipates static electricity, as specified in ARPM bulletin IP3-3.

The cushion is also crush-resistant and cool running to maintain its shape, fit and strength longer. And with the longer service life achieved by HY-T® Plus belts, replacement of belts is less frequent. Overall, belt costs are reduced, downtime is minimized and equipment productivity is maintained.

Less inventory required

The HY-T® Plus can be used in FHP applications. Conversely, rarely do FHP belts perform in HY-T® Plus (Classical) applications.

The result is a reduced inventory that equates to dollars taken off the shelves and into your pockets.

Applications

Designed for operating at high speeds over small diameter pulleys and short center distances. Also for use in multiple V-belt drives where high shock load and heavy-duty loads are encountered.

Key features & benefits

- Universal Classical profile.
- High-strength Vytacord® tensile members.
- Engineered rubber-impregnated envelope.
- Engineered rubber compound cushion and insulation.
- Dual branded (Classical and FHP part numbers).
- Oil, heat, ozone and abrasion resistant.
- Matchmaker® to eliminate mismatch.
- Static conductive.*

*Drive conditions and service variables in combination with time in operation can result in a loss of static conductivity. It is recommended that a conductivity check be added to drive preventive maintenance programs where belt static conductivity is a requirement.

HY-T® Plus (Classical) Belts

Cross Sections and Lengths Available

A Section

Part #	Approx. Outside Length (in.)	Part #	Approx. Outside Length (in.)	Part #	Approx. Outside Length (in.)
A20 (4L220)	22	A51 (4L530)	53	A82 (4L840)	84
A21 (4L230)	23	A52 (4L540)	54	A83 (4L850)	85
A22 (4L240)	24	A53 (4L550)	55	A84 (4L860)	86
A23 (4L250)	25	A54 (4L560)	56	A85 (4L870)	87
A24 (4L260)	26	A55 (4L570)	57	A86 (4L880)	88
A25 (4L270)	27	A56 (4L580)	58	A87 (4L890)	89
A26 (4L280)	28	A57 (4L590)	59	A88 (4L900)	90
A27 (4L290)	29	A58 (4L600)	60	A89 (4L910)	91
A28 (4L300)	30	A59 (4L610)	61	A90 (4L920)	92
A29 (4L310)	31	A60 (4L620)	62	A91 (4L930)	93
A30 (4L320)	32	A61 (4L630)	63	A92 (4L940)	94
A31 (4L330)	33	A62 (4L640)	64	A93 (4L950)	95
A32 (4L340)	34	A63 (4L650)	65	A94 (4L960)	96
A33 (4L350)	35	A64 (4L660)	66	A95 (4L970)	97
A34 (4L360)	36	A65 (4L670)	67	A96 (4L980)	98
A35 (4L370)	37	A66 (4L680)	68	A97 (4L990)	99
A36 (4L380)	38	A67 (4L690)	69	A98 (4L1000)	100
A37 (4L390)	39	A68 (4L700)	70	A100 (4L1020)	102
A38 (4L400)	40	A69 (4L710)	71	A103	105
A39 (4L410)	41	A70 (4L720)	72	A105	107
A40 (4L420)	42	A71 (4L730)	73	A110	112
A41 (4L430)	43	A72 (4L740)	74	A112	114
A42 (4L440)	44	A73 (4L750)	75	A120	122
A43 (4L450)	45	A74 (4L760)	76	A128	130
A44 (4L460)	45	A75 (4L770)	77	A133	135
A45 (4L470)	47	A76 (4L780)	78	A136	138
A46 (4L480)	48	A77 (4L790)	79	A144	146
A47 (4L490)	49	A78 (4L800)	80	A158	160
A48 (4L500)	50	A79 (4L810)	81	A173	175
A49 (4L510)	51	A80 (4L820)	82	A180	182
A50 (4L520)	52	A81 (4L830)	83		

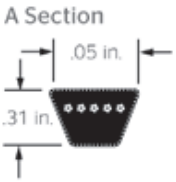

B Section

Part #	Approx. Outside Length (in.)	Part #	Approx. Outside Length (in.)	Part #	Approx. Outside Length (in.)
B22 (5L250)	25	B62 (5L650)	65	B103	106
B23 (5L260)	26	B63 (5L660)	66	B104	107
B24 (5L270)	27	B64 (5L670)	67	B105	108
B25 (5L280)	28	B65 (5L680)	68	B108	111
B26 (5L290)	29	B66 (5L690)	69	B111	114
B27 (5L300)	30	B67 (5L700)	70	B112	115
B28 (5L310)	31	B68 (5L710)	71	B115	118
B29 (5L320)	32	B69 (5L720)	72	B116	119
B30 (5L330)	33	B70 (5L730)	73	B118	121
B31 (5L340)	34	B71 (5L740)	74	B120	123
B32 (5L350)	35	B72 (5L750)	75	B124	127
B33 (5L360)	36	B73 (5L760)	76	B126	129
B34 (5L370)	37	B74 (5L770)	77	B128	131
B35 (5L380)	38	B75 (5L780)	78	B133	136
B36 (5L390)	39	B76 (5L790)	79	B136	139
B37 (5L400)	40	B77 (5L800)	80	B140	143
B38 (5L410)	41	B78 (5L810)	81	B144	147
B39 (5L420)	42	B79 (5L820)	82	B148	151
B40 (5L430)	43	B80 (5L830)	83	B150	153
B41 (5L440)	44	B81 (5L840)	84	B154	157
B42 (5L450)	45	B82 (5L850)	85	B158	161
B43 (5L460)	46	B83 (5L860)	86	B162	165
B44 (5L470)	47	B84 (5L870)	87	B173	176
B45 (5L480)	48	B85 (5L880)	88	B180	183
B46 (5L490)	49	B86 (5L890)	89	B190	193
B47 (5L500)	50	B87 (5L900)	90	B195	198
B48 (5L510)	51	B88 (5L910)	91	B205	208
B49 (5L520)	52	B89 (5L920)	92	B210	213
B50 (5L530)	53	B90 (5L930)	93	B225	227
B51 (5L540)	54	B91 (5L940)	94	B240	242
B52 (5L550)	55	B92 (5L950)	95	B255	257
B53 (5L560)	56	B93 (5L960)	96	B270	272
B54 (5L570)	57	B94 (5L970)	97	B285	287
B55 (5L580)	58	B95 (5L980)	98	B300	302
B56 (5L590)	59	B96 (5L990)	99	B315	317
B57 (5L600)	60	B97 (5L1000)	100	B330	332
B58 (5L610)	61	B98 (5L1010)	101	B360	362
B59 (5L620)	62	B99 (5L1020)	102	B394	396
B60 (5L630)	63	B100	103		
B61 (5L640)	64	B101	104		

B Section

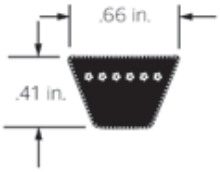

HY-T® Plus (Classical) Belts

Cross Sections and Lengths Available

C Section

Part #	Approx. Outside Length (in.)	Part #	Approx. Outside Length (in.)	Part #	Approx. Outside Length (in.)
C48	52	C103	107	C173	177
C50	54	C105	109	C180	184
C51	55	C106	110	C190	194
C55	59	C108	112	C195	199
C60	64	C109	113	C210	214
C62	66	C110	114	C225	227
C68	72	C112	116	C240	242
C71	75	C115	119	C255	257
C72	76	C120	124	C270	272
C75	79	C124	128	C285	287
C78	82	C128	132	C300	302
C80	84	C136	140	C315	317
C81	85	C144	148	C330	332
C85	89	C148	152	C345	347
C90	94	C150	154	C360	362
C93	97	C156	160	C390	392
C94	98	C158	162	C420	422
C100	104	C162	166		
C101	105	C165	169		

C Section

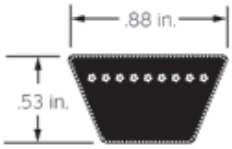

D Section

Part #	Approx. Outside Length (in.)	Part #	Approx. Outside Length (in.)	Part #	Approx. Outside Length (in.)
D112	117	D210	215	D345	348
D120	125	D225	228	D360	363
D128	133	D240	243	D390	393
D144	149	D255	258	D420	423
D158	163	D270	273	D450	453
D162	167	D285	388	D480	483
D173	178	D300	303	D540	543
D180	185	D315	318		
D195	200	D330	333		

D Section

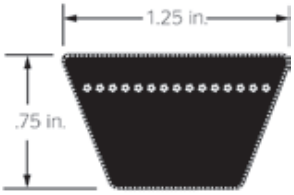

E Section

Part #	Approx. Outside Length (in.)	Part #	Approx. Outside Length (in.)	Part #	Approx. Outside Length (in.)
E180	187	E300	304	E480	484
E195	202	E330	334	E540	544
E210	217	E360	364	E600	604
E240	244	E390	394		
E270	274	E420	424		

E Section

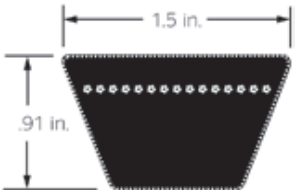

Torque-Flex® V-Belts

More horsepower per dollar

Your drives can deliver the horsepower you want at a lower component cost – and with lower energy costs – when you include Continental ContiTech Torque-Flex® V-belts in the design.

Part Number: BX75

B	0.66 in. top width – Classical profile
X	Premium cogged construction
75	Approximate 75 in. inside length
	Cut-edge, molded cog construction shown

Torque-Flex® V-belts are fully cogged to provide the flexibility needed to keep their high-traction rubber edges in contact with the sheave grooves. This high efficiency allows you to achieve the horsepower you need at a lower total drive cost.

Produced with a highly engineered EPDM compound, cut-edge cogged construction belts operate in a broader temperature range than ever before (-40ºF to 230ºF/-40ºC to 110ºC). Torque-Flex® V-belts can handle extremely high temperatures.

Exacting precision and uniformity

Rigid quality assurance programs imposed during Torque-Flex® V-belt manufacture result in belt angles and belt lengths which are more exact than standard belts. This results in quiet, smooth-running and long-lasting belts. Think what that can save in reduced downtime and belt maintenance.

Of course, with such exacting production requirements, our Torque-Flex® V-belts also achieve consistent uniformity from run to run. This outstanding consistency means you can be sure that two belts of the same size designation will match, no matter when they were produced. As a result:

- You eliminate mismatching problems caused by individual belts that may be too loose or too tight.
- You simplify ordering procedures – no lengthy specifications, detailing match-ups and sizing.
- No complicated time-consuming matching. Your Continental ContiTech belts are automatically matched when you buy them.
- You reduce your in-plant inventory. The Matchmaker® system covers your needs with a minimum of belts to save you space and inventory dollars.

More savings from fewer belts

The high-strength and high horsepower capacity of Torque-Flex® V-belts means you need fewer belts and fewer sheave grooves to deliver the same amount of horsepower.

Energy-saving efficiency

The same design and construction features which lead to high horsepower ratings for Torque-Flex® V-belts also lead to improvements in energy efficiency of up to 4%, depending on sheave diameter.

Applications

Designed for the tough, small sheave, high-tension drives.

Key features & benefits

- Premium Classical profile construction.
- 25%–30% higher power ratings than standard V-belts.
- Strong Vytacord® (polyester) tensile members.
- Engineered cushion compound.
- Cut-edge cogged construction on most sizes.
- Heat, ozone and abrasion resistant.
- Matchmaker® to eliminate mismatch.
- Static conductive.*
- Operates in a wide ambient temperature range (-40ºF to 230ºF/-40ºC to 110ºC).
- EPDM construction (cut-edge cogged only).

Cogged vs. Noncogged Belt Efficiency

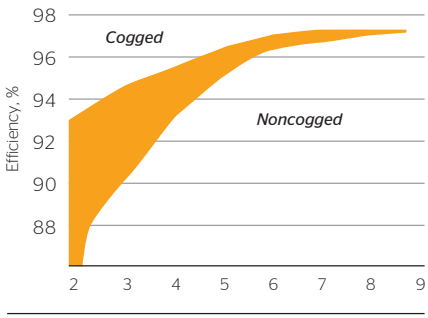

Sheave Diameter (in.)

Belt Efficiency

*Drive conditions and service variables in combination with time in operation can result in a loss of static conductivity. It is recommended that a conductivity check be added to drive preventive maintenance programs where belt static conductivity is a requirement.

Torque-Flex® V-Belts

Cross Sections and Lengths Available

Side View

AX*

Part #	Approx. Outside Length (in.)	Part #	Approx. Outside Length (in.)	Part #	Approx. Outside Length (in.)
AX21	23	AX49	51	AX76	78
AX22	24	AX50	52	AX77	79
AX23	25	AX51	53	AX78	80
AX24	26	AX52	54	AX79	81
AX26	28	AX53	55	AX80	82
AX27	29	AX54	56	AX81	83
AX28	30	AX55	57	AX82	84
AX29	31	AX56	58	AX83	85
AX30	32	AX57	59	AX84	86
AX31	33	AX58	60	AX85	87
AX32	34	AX59	61	AX86	88
AX33	35	AX60	62	AX87	89
AX34	36	AX61	63	AX88	90
AX35	37	AX62	64	AX89	91
AX36	38	AX63	65	AX90	92
AX37	39	AX64	66	AX91	93
AX38	40	AX65	67	AX93	95
AX39	41	AX66	68	AX94	96
AX40	42	AX67	69	AX95	97
AX41	43	AX68	70	AX96	98
AX42	44	AX69	71	AX97	99
AX43	45	AX70	72	AX98	100
AX44	46	AX71	73	AX100	102
AX45	47	AX72	74	AX103	105
AX46	48	AX73	75	AX105	107
AX47	49	AX74	76	AX110	112
AX48	50	AX75	77	AX112	114

AX

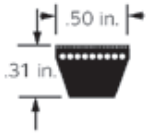

*Cut-edge cogged construction. EPDM -40°F to 230°F (-40°C to 110°C) temperature range.

Side View

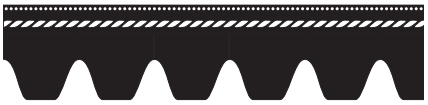

BX*

Part #	Approx. Outside Length (in.)	Part #	Approx. Outside Length (in.)	Part #	Approx. Outside Length (in.)
BX28	31	BX67	70	BX103	106
BX31	34	BX68	71	BX105	108
BX32	35	BX69	72	BX106	109
BX34	37	BX70	73	BX108	111
BX35	38	BX71	74	BX112	115
BX36	39	BX72	75	BX113	116
BX38	41	BX73	76	BX115	118
BX40	43	BX74	77	BX116	119
BX41	44	BX75	78	BX120	123
BX42	45	BX76	79	BX123	126
BX43	46	BX77	80	BX124	127
BX44	47	BX78	81	BX126	129
BX45	48	BX79	82	BX128	131
BX46	49	BX80	83	BX133	136
BX47	50	BX81	84	BX136	139
BX48	51	BX82	85	BX140	143
BX49	52	BX83	86	BX144	147
BX50	53	BX84	87	BX148	151
BX51	54	BX85	88	BX150	153
BX52	55	BX86	89	BX154	157
BX53	56	BX87	90	BX158	161
BX54	57	BX88	91	BX162	165
BX55	58	BX89	92	BX173	176
BX56	59	BX90	93	BX180	183
BX57	60	BX91	94	BX191	194
BX58	61	BX92	95	BX195	198
BX59	62	BX93	96	BX210	213
BX60	63	BX94	97	BX225	228
BX61	64	BX95	98	BX240	243
BX62	65	BX96	99	BX255	258
BX63	66	BX97	100	BX270	273
BX64	67	BX98	101	BX300	303
BX65	68	BX99	102		
BX66	69	BX100	103		

BX

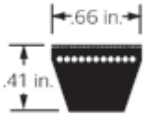

*Cut-edge cogged construction. EPDM -40ºF to 230ºF (-40ºC to 110ºC) temperature range.

Torque-Flex® V-Belts

Cross Sections and Lengths Available

CX*

Part #	Approx. Outside Length (in.)	Part #	Approx. Outside Length (in.)	Part #	Approx. Outside Length (in.)
CX51	55	CX100	104	CX150	154
CX55	59	CX101	105	CX158	162
CX60	64	CX105	109	CX162	166
CX68	72	CX109	113	CX173	177
CX72	76	CX111	115	CX180	184
CX75	79	CX112	116	CX195	199
CX78	82	CX115	119	CX210	214
CX81	85	CX120	124	CX240	244
CX85	89	CX128	132	CX270	274
CX90	94	CX136	140		
CX96	100	CX144	148		

*Cut-edge cogged construction. EPDM -40°F to 230°F (-40°C to 110°C) temperature range.

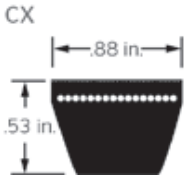

Metric Belts
Versatility

Metric belts operate under one of the widest temperature ranges in the industry, from -40°F to 230°F (-40°C to 110°C).* It is that versatility and our experience in rubber compounding that can provide superior performance under the toughest conditions.



Part Number: XPA0707

X	Premium cogged construction
PA	Metric A profile
0707	707mm datum length

Universal fit
When equipment calls for metric precision, you need a belt that not only measures up, but one that will not get lost in translation. Metric belts are engineered to universal metric profiles, but manufactured by Continental ContiTech in North America, so you do not have to go elsewhere to get them.

Superior performance under tough conditions
Metric belts are strong, flexible and able to work within a wide temperature range, offering superior performance under the toughest conditions. So they do more than measure up. They stand apart.

Produced with a highly engineered EPDM compound, cut-edge cogged construction belts operate in a broader temperature range than ever before (-40ºF to 230ºF/-40ºC to 110ºC). Metric belts can handle extremely high temperatures.

More savings from fewer belts
The high-strength and high horsepower capacity of Metric V-belts means you need fewer belts and fewer sheave grooves to deliver the same amount of horsepower.

Applications
Specialty V-belt for a wide variety of heavy-duty, temperature-sensitive applications.

Key features & benefits
- Wedge profile allows for a smaller drive package and lower operating costs.
- Premium fiber loading adds strength and cord support.
- Raw-edge, molded cog and envelope constructions.
- Optimum wedging action provides maximum torque carrying performance.
- Heat, ozone and abrasion resistant.
- Static-conductive** for specialized applications.
- Operates in a wide ambient temperature range (-40ºF to 230ºF/-40ºC to 110ºC).
- EPDM construction (cut-edge cogged only).

*Temperature range is based upon test data obtained on select belt sizes manufactured from our latest rubber compounds, consistent with standard MIL-B-11040-E, section 3.8.

**Drive conditions and service variables in combination with time in operation can result in a loss of static conductivity. It is recommended that a conductivity check be added to drive preventive maintenance programs where belt static conductivity is a requirement.

Metric Belts

Cross Sections and Lengths Available

XPZ*

Part #	Datum Length (in.)	Part #	Datum Length (in.)	Part #	Datum Length (in.)
XPZ0487	19.17	XPZ1060	41.73	XPZ1650	64.96
XPZ0512	20.16	XPZ1077	42.40	XPZ1662	65.43
XPZ0562	22.13	XPZ1087	42.80	XPZ1687	66.42
XPZ0587	23.11	XPZ1112	43.78	XPZ1700	66.93
XPZ0612	24.09	XPZ1120	44.09	XPZ1737	68.39
XPZ0630	24.80	XPZ1137	44.76	XPZ1750	68.90
XPZ0637	25.08	XPZ1162	45.75	XPZ1762	69.37
XPZ0662	26.06	XPZ1171	46.10	XPZ1787	70.35
XPZ0670	26.38	XPZ1180	46.46	XPZ1800	70.87
XPZ0687	27.05	XPZ1187	46.73	XPZ1812	71.34
XPZ0710	27.95	XPZ1200	47.24	XPZ1837	72.32
XPZ0722	28.43	XPZ1202	47.32	XPZ1850	72.83
XPZ0737	29.02	XPZ1237	48.70	XPZ1862	73.31
XPZ0750	29.53	XPZ1250	49.21	XPZ1887	74.29
XPZ0762	30.00	XPZ1262	49.69	XPZ1900	74.80
XPZ0787	30.98	XPZ1270	50.00	XPZ1937	76.26
XPZ0800	31.50	XPZ1287	50.67	XPZ1950	76.77
XPZ0812	31.97	XPZ1312	51.65	XPZ1962	77.24
XPZ0825	32.48	XPZ1320	51.97	XPZ1987	78.23
XPZ0837	32.95	XPZ1337	52.64	XPZ2000	78.74
XPZ0850	33.46	XPZ1362	53.62	XPZ2030	79.92
XPZ0862	33.94	XPZ1387	54.61	XPZ2037	80.20
XPZ0875	34.45	XPZ1400	55.12	XPZ2060	81.10
XPZ0887	34.92	XPZ1412	55.59	XPZ2062	81.18
XPZ0900	35.43	XPZ1420	55.91	XPZ2075	81.69
XPZ0912	35.91	XPZ1437	56.57	XPZ2087	82.17
XPZ0922	36.30	XPZ1450	57.09	XPZ2120	83.46
XPZ0925	36.42	XPZ1462	57.56	XPZ2160	85.04
XPZ0927	36.50	XPZ1487	58.54	XPZ2187	86.10
XPZ0937	36.89	XPZ1500	59.06	XPZ2240	88.19
XPZ0950	37.40	XPZ1512	59.53	XPZ2280	89.76
XPZ0962	37.87	XPZ1520	59.84	XPZ2287	90.04
XPZ0975	38.39	XPZ1527	60.12	XPZ2360	92.91
XPZ0987	38.86	XPZ1537	60.51	XPZ2410	94.88
XPZ1000	39.37	XPZ1562	61.50	XPZ2487	97.91
XPZ1012	39.84	XPZ1587	62.48	XPZ2500	98.43
XPZ1024	40.31	XPZ1600	62.99	XPZ2540	100.00
XPZ1037	40.83	XPZ1612	63.46	XPZ2650	104.33
XPZ1047	41.22	XPZ1637	64.45	XPZ2800	110.24

*Denotes cog construction. EPDM -40°F to 230°F (-40°C to 110°C) temperature range.

XPA*/SPA

Part #	Datum Length (in.)	Part #	Datum Length (in.)	Part #	Datum Length (in.)
XPA0707	27.83	XPA1450	57.09	XPA2082	81.97
XPA0732	28.82	XPA1457	57.36	XPA2120	83.46
XPA0757	29.80	XPA1482	58.35	XPA2132	83.94
XPA0782	30.79	XPA1500	59.06	XPA2182	85.91
XPA0850	33.46	XPA1507	59.33	XPA2207	86.89
XPA0857	33.74	XPA1525	60.04	XPA2240	88.19
XPA0872	34.33	XPA1532	60.31	XPA2282	89.84
XPA0882	34.72	XPA1550	61.02	XPA2300	90.55
XPA0900	35.43	XPA1557	61.30	XPA2360	92.91
XPA0922	36.30	XPA1582	62.28	XPA2432	95.75
XPA0982	38.66	XPA1600	62.99	XPA2482	97.72
XPA1000	39.37	XPA1607	63.27	XPA2500	98.43
XPA1007	39.65	XPA1632	64.25	XPA2532	99.69
XPA1032	40.63	XPA1657	65.24	XPA2580	101.57
XPA1057	41.61	XPA1682	66.22	XPA2582	101.65
XPA1060	41.73	XPA1700	66.93	XPA2607	102.64
XPA1082	42.60	XPA1707	67.20	XPA2632	103.62
XPA1120	44.09	XPA1732	68.19	XPA2650	104.33
XPA1157	45.55	XPA1750	68.90	XPA2682	105.59
XPA1180	46.46	XPA1757	69.17	XPA2732	107.56
XPA1207	47.52	XPA1782	70.16	XPA2782	109.53
XPA1220	48.03	XPA1800	70.87	XPA2800	110.24
XPA1232	48.50	XPA1807	71.14	XPA2832	111.50
XPA1250	49.21	XPA1832	72.13	XPA2882	113.46
XPA1257	49.49	XPA1850	72.83	XPA2900	114.17
XPA1282	50.47	XPA1857	73.11	XPA2982	117.40
XPA1300	51.18	XPA1882	74.09	XPA3000	118.11
XPA1307	51.46	XPA1900	74.80	XPA3150	124.02
XPA1320	51.97	XPA1907	75.08	XPA3182	125.28
XPA1325	52.17	XPA1932	76.06	XPA3350	131.89
XPA1332	52.44	XPA1957	77.05	XPA3382	133.15
XPA1357	53.43	XPA1982	78.03	SPA3550	139.76
XPA1382	54.41	XPA2000	78.74	SPA3650	143.70
XPA1400	55.12	XPA2032	80.00	SPA3882	152.83
XPA1407	55.39	XPA2057	80.98	SPA4000	157.48
XPA1432	56.38	XPA2060	81.10	SPA4500	177.17

XPA/SPA

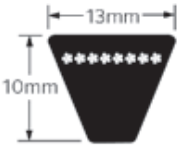

*Denotes cog construction. EPDM -40ºF to 230ºF (-40ºC to 110ºC) temperature range.

Metric Belts

Cross Sections and Lengths Available

XPB*/SPB

Part #	Datum Length (in.)	Part #	Datum Length (in.)	Part #	Datum Length (in.)
XPB1250	49.21	XPB2240	88.19	XPB3320	130.71
XPB1320	51.97	XPB2264	89.13	XPB3340	131.50
XPB1340	52.76	XPB2280	89.76	XPB3350	131.89
XPB1400	55.12	XPB2300	90.55	XPB3450	135.83
XPB1410	55.51	XPB2310	90.94	XPB3550	139.76
XPB1450	57.09	XPB2360	92.91	SPB3650	143.70
XPB1500	59.06	XPB2410	94.88	SPB3750	147.64
XPB1550	61.02	XPB2430	95.67	SPB3800	149.61
XPB1600	62.99	XPB2500	98.43	SPB3870	152.36
XPB1650	64.96	XPB2530	99.61	SPB4000	157.48
XPB1700	66.93	XPB2580	101.57	SPB4250	167.32
XPB1778	70.00	XPB2600	102.36	SPB4500	177.17
XPB1800	70.87	XPB2650	104.33	SPB4560	179.53
XPB1850	72.83	XPB2680	105.51	SPB4620	181.89
XPB1900	74.80	XPB2720	107.09	SPB4750	187.01
XPB1950	76.77	XPB2800	110.24	SPB4820	189.76
XPB2000	78.74	XPB2820	111.02	SPB5000	196.85
XPB2020	79.53	XPB2840	111.81	SPB5300	208.66
XPB2060	81.10	XPB2900	114.17	SPB5600	220.47
XPB2120	83.46	XPB3000	118.11	SPB6000	236.22
XPB2150	84.65	XPB3150	124.02	SPB8000	314.96
XPB2180	85.83	XPB3170	124.80	SPB9000	354.33

*Denotes cog construction. EPDM -40ºF to 230ºF (-40ºC to 110ºC) temperature range.

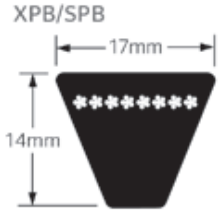

XPC*/SPC

Part #	Datum Length (in.)	Part #	Datum Length (in.)	Part #	Datum Length (in.)
XPC1047	41.22	XPC3150	124.02	SPC5000	196.85
XPC2120	83.46	XPC3350	131.89	SPC5300	208.66
XPC2240	88.19	XPC3550	139.76	SPC5600	220.47
XPC2360	92.91	SPC3750	147.64	SPC6000	236.22
XPC2500	98.43	SPC4000	157.48	SPC6700	263.78
XPC2650	104.33	SPC4250	167.32	SPC7100	279.53
XPC2800	110.24	SPC4500	177.17	SPC7500	295.28
XPC3000	118.11	SPC4750	187.01	SPC8000	314.96

*Denotes cog construction. EPDM -40ºF to 230ºF (-40ºC to 110ºC) temperature range.

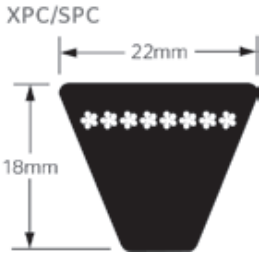

Hex Belts

Dependable power from both sides

Hex belts, also known as double V-belts, are designed for use on drives with one or more reverse bends. They usually transmit power from both sides of the belt.



Part Number: BB75

BB	B section double Classical profile 0.66 in. center width
75	Approximate 75 in. inside length

To meet the multiple-bend and dual-power requirements, we build Hex belts with rugged Vytacord® tension members. They deliver maximum strength with minimum elongation. They also work with all the other quality materials that are a part of our Hex belts to deliver maximum performance over a long, trouble-free life.

Hex belts are available in AA, BB and CC cross sections. A special Dry Can Hex construction is available with a special deep CC cross section designated CCP.

Applications

Used on drives having one or more reverse bends and usually where power must be transmitted to or from the belt in both the usual and reverse positions.

- Lawn and garden equipment
- Agitators
- Conveyors
- Mixers
- Mule drives
- Crushers

Key features & benefits

- Dual-sided Classical profile.
- High-strength Vytacord® tensile members.
- Engineered rubber compound-impregnated envelope.
- Engineered rubber cushion and insulation.
- Oil, heat, ozone and abrasion resistant.
- Static conductive.*

*Drive conditions and service variables in combination with time in operation can result in a loss of static conductivity. It is recommended that a conductivity check be added to drive preventive maintenance programs where belt static conductivity is a requirement.

Hex Belts

Cross Sections and Lengths Available

AA

Part #	Approx. Outside Length (in.)	Part #	Approx. Outside Length (in.)	Part #	Approx. Outside Length (in.)
AA51	54.4	AA70	73.4	AA96	99.4
AA55	58.4	AA75	78.4	AA105	108.4
AA60	63.4	AA80	83.4	AA112	115.4
AA64	67.4	AA85	88.4	AA120	123.4
AA66	69.4	AA90	93.4	AA128	131.4
AA68	71.4	AA92	95.4		

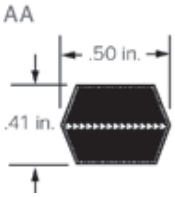

BB

Part #	Approx. Outside Length (in.)	Part #	Approx. Outside Length (in.)	Part #	Approx. Outside Length (in.)
BB35	39.6	BB96	100.6	BB162	166.6
BB38	42.6	BB97	101.6	BB168	172.6
BB42	46.6	BB103	107.6	BB169	173.6
BB43	47.6	BB105	109.6	BB173	177.6
BB45	49.6	BB107	111.6	BB180	184.6
BB46	50.6	BB108	112.6	BB182	186.6
BB53	57.6	BB111	115.6	BB190	194.6
BB55	59.6	BB112	116.6	BB195	199.6
BB60	64.6	BB116	120.6	BB210	214.6
BB64	68.6	BB117	121.6	BB225	228.1
BB68	72.6	BB118	122.6	BB226	229.1
BB71	75.6	BB120	124.6	BB228	231.1
BB72	76.6	BB122	126.6	BB230	233.1
BB73	77.6	BB123	127.6	BB240	243.1
BB74	78.6	BB124	128.6	BB255	258.1
BB75	79.6	BB128	132.6	BB267	270.1
BB81	85.6	BB129	133.6	BB270	273.1
BB83	87.6	BB130	134.6	BB273	276.1
BB85	89.6	BB136	140.6	BB277	280.1
BB90	94.6	BB140	144.6	BB278	281.1
BB92	96.6	BB144	148.6	BB285	288.1
BB93	97.6	BB155	159.6	BB300	308.1
BB94	98.6	BB158	162.6		

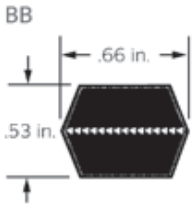

CC

Part #	Approx. Outside Length (in.)	Part #	Approx. Outside Length (in.)	Part #	Approx. Outside Length (in.)
CC75	81.4	CC136	142.4	CC225	229.4
CC81	87.4	CC144	150.4	CC240	244.4
CC85	91.4	CC148	154.4	CC255	259.4
CC90	96.4	CC158	164.4	CC270	274.4
CC96	102.4	CC162	168.4	CC300	304.4
CC105	111.4	CC173	179.4	CC330	334.4
CC112	118.4	CC180	186.4	CC360	364.4
CC120	126.4	CC195	201.4	CC390	394.4
CC128	134.4	CC210	216.4	CC420	424.4

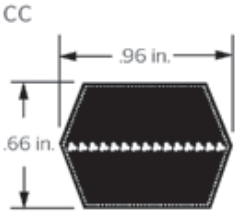

CCP

Part #	Approx. Outside Length (in.)	Part #	Approx. Outside Length (in.)	Part #	Approx. Outside Length (in.)
CCP240	244.9	CCP450	454.9	CCP670	674.9
CCP255	259.9	CCP470	474.9	CCP680	684.9
CCP270	274.9	CCP480	484.9	CCP700	704.9
CCP300	304.9	CCP540	544.9	CCP720	724.9
CCP330	334.9	CCP550	554.9	CCP750	754.9
CCP360	364.9	CCP578	582.9	CCP780	784.9
CCP390	394.9	CCP600	604.9	CCP800	804.9
CCP408	412.9	CCP640	644.9	CCP840	844.9
CCP420	424.9	CCP660	664.9	CCP900	904.9

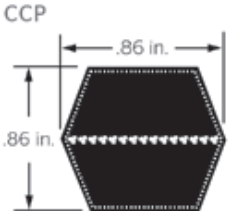

Insta-Power® (Aramid Classical) Belts

Built for strength and endurance

Every element of the Insta-Power® belt is designed to deliver premium, long-life performance in demanding outdoor power equipment service. Insta-Power® belts are engineered to take the abuse of repeated sudden shock loads, tolerate high ambient temperatures and resist the damaging effects of oil and dust.



Part Number: 84310

84	Top width designation: 84 denotes 4/8 in. top width
31	Length in in.
0	Tenths of an in.
	A29F – equivalent Classical size

The fabric cover on Insta-Power® belts is impregnated with our exclusive engineered rubber compound for high-wear, abrasion and oil resistance. It also resists drying and cracking, even at high temperatures. The compression section is specially compounded to provide the excellent flexibility required for a wide variety of high-stress drives. The load carrying tensile members are high-strength aramid cable cord with proven reliability in lawn and garden applications.

Applications

Delivers high performance consistently in lawn and garden drives up to 20 horsepower. Also ideal for other power equipment where reverse bend idlers, misalignment and quarter-turn drives cause ordinary belts to fail.

Key features & benefits

- Aramid Classical profile construction.
- High-strength aramid tensile members.
- Engineered rubber cushion compound.
- Premium envelope construction.
- Triple part number branding (Insta-Power,®
- Classical and Fraction horsepower).
- Oil, heat, ozone and abrasion resistant.
- Static conductive.*

*Drive conditions and service variables in combination with time in operation can result in a loss of static conductivity. It is recommended that a conductivity check be added to drive preventive maintenance programs where belt static conductivity is a requirement.

Cross Sections and Lengths Available

For sizes not listed, contact Continental ContiTech customer service for construction.

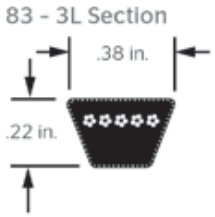

83 (3/8 in.) – 3L Section

Insta-Power® Part #			
83170*	83255*	83350	83450
83180*	83260	83360	83460*
83190	83270	83370**	83470*
83200	83280	83375*	83480*
83210	83290**	83380	83490*
83220**	83295*	83390	83500
83225**	83300	83400	83510*
83230**	83310	83410	83560*
83235**	83315	83415*	83570
83240	83320	83420	83610*
83245**	83330	83430	
83250	83340	83440	

*Minimum mandrels apply.
**Cut-edge construction.

Cross Sections and Lengths Available

For sizes not listed, contact Continental ContiTech customer service for construction.

84 (4/8 in.) – A Section or 4L Section

Insta-Power® Part #	Aramid Classical	Insta-Power® Part #	Aramid Classical	Insta-Power® Part #	Aramid Classical
84170*	A15F	84385		84670	A65F
84180*	A16F	84390	A37F	84680	A66F
84190	A17F	84400	A38F	84690	A67F
84200	A18F	84405*		84700	A68F
84210	A19F	84410	A39F	84710	A69F
84220	A20F	84415*		84720	A70F
84230	A21F	84420	A40F	84730	A71F
84240	A22F	84425		84740	A72F
84250	A23F	84430	A41F	84750	A73F
84255		84440	A42F	84760	A74F
84260*	A24F	84450	A43F	84770	A75F
84270	A25F	84460	A44F	84780	A76F
84275		84470	A45F	84790	A77F
84280	A26F	84475		84800	A78F
84285*		84480	A46F	84810	A79F
84290	A27F	84485*		84820	A80F
84295		84490	A47F	84830	A81F
84300	A28F	84500	A48F	84840	A82F
84305		84510	A49F	84850	A83F
84310	A29F	84520	A50F	84860	A84F
84315		84530	A51F	84870	A85F
84320	A30F	84540	A52F	84880	A86F
84325		84550	A53F	84890	A87F
84330	A31F	84560	A54F	84900	A88F
84335		84570	A55F	84910	A89F
84340	A32F	84580	A56F	84920	A90F
84345		84590	A57F	84930	A91F
84350	A33F	84600	A58F	84940	A92F
84355		84610	A59F	84950	A93F
84360	A34F	84620	A60F	84960	A94F
84365		84630	A61F	84970	A95F
84370	A35F	84640	A62F	84980	A96F
84375		84650	A63F	84990	A97F
84380	A36F	84660	A64F	84999	A98F

*Minimum mandrels apply.

84 - A Section or 4L Section

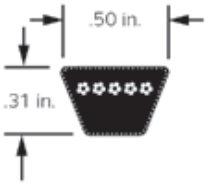

Insta-Power® (Aramid Classical) Belts

Cross Sections and Lengths Available

For sizes not listed, contact Continental ContiTech customer service for construction.

85 – (5/8 in.)– B Section or 5L Section

Insta-Power® Part #	Aramid Classical	Insta-Power® Part #	Aramid Classical	Insta-Power® Part #	Aramid Classical
85240	B21F	85490	B46F	85750	B72F
85250	B22F	85500	B47F	85760	B73F
85260	B23F	85510	B48F	85770	B74F
85270	B24F	85520	B49F	85780	B75F
85280	B25F	85530	B50F	85790	B76F
85290	B26F	85540	B51F	58800	B77F
85300	B27F	85550	B52F	85810	B78F
85310	B28F	85560	B53F	85820	B79F
85320	B29F	85570	B54F	85830	B80F
85330	B30F	85580	B55F	85540	B81F
85335		85590	B56F	85850	B82F
85340	B31F	85600	B57F	85860	B83F
85350	B32F	85610	B58F	85870	B84F
85360	B33F	85620	B59F	85880	B85F
85370	B34F	85630	B60F	85890	B86F
85380	B35F	85640	B61F	85900	B87F
85390	B36F	85650	B62F	85910	B88F
85400	B37F	85660	B63F	85920	B89F
85410	B38F	85670	B64F	85930	B90F
85420	B39F	85680	B65F	85940	B91F
85430	B40F	85690	B66F	85950	B92F
85440	B41F	85700	B67F	85960	B93F
85450	B42F	85710	B68F	85970	B94F
85460	B43F	85720	B69F	85980*	B95F
85470	B44F	85730	B70F	85990	B96F
85480	B45F	85740	B71F	85999	B97F

*Minimum mandrels apply.

85 - B Section or 5L Section

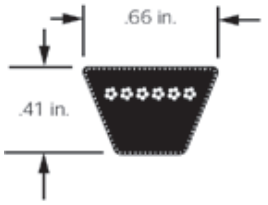

87 (7/8 in.) – C Section

Insta-Power® Part #	Aramid Classical	Insta-Power® Part #	Aramid Classical	Insta-Power® Part #	Aramid Classical
87720	C68F	87940	C90F	871160	C112F
87790	C75F	871000	C96F	871240	C120F
87850	C81F	871040	C100F	871320	C128F
87890	C85F	871090	C105F		

*Minimum mandrels apply.

87 - C Section

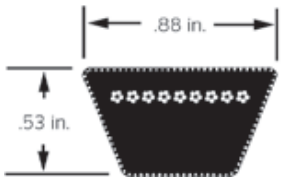

FHP V-Belts

Quiet, smooth-running, exceptionally energy efficient

Our FHP V-belts run smoother and quieter, last longer and substantially improve energy efficiency compared to noncogged belts.



Part Number: 4L560

4L	0.50 in. top width
560	56 in. nominal outside length
	Cut-edge, molded cog construction shown

You no longer have to accept the lower energy efficiency associated with envelope belts on fractional horsepower light-duty drives. Advanced V-belt technology has resulted in the development of a cut-edge, molded cog construction which exceeds conventional envelope belts in every performance category except oil resistance confirmed in extensive testing.

Cogged for cooler running

The cogged design of our FHP V-belts (standard on 4L and 5L sizes) provides a greater surface area for heat dissipation and allows increased air flow around the belt during operation. These factors help to reduce internal belt temperatures and greatly improve belt life. Of course, the cogged design also improves flexibility, an especially important consideration where minimum or substandard sheave diameters are involved.

Low vibration for low noise

Low cross section vibration in rubber-edged, cogged belts reduces noise generation. This allows you to take advantage of the longer life and high efficiency of FHP V-belts in noise-sensitive equipment. But even in typical factory settings, our FHP V-belts contribute to a quieter operating environment.

Superior efficiency for improved performance

The historic inefficiency of FHP drives can be traced directly to the inability of a relatively large envelope belt to transmit a low-power force efficiently. Transmission loss is especially significant in factories using large numbers of drives and where small diameter sheaves are involved. The aggregate loss can be significant enough to have an adverse effect on equipment performance.

The FHP V-belt's efficiency begins at 93% when used with smaller sheaves and increases dramatically as the sheave diameter increases (Figure 1). Since more of the rated power of the drive is delivered, actual performance nearly matches design performance.

In addition, the efficiency of our FHP V-belts offers you the opportunity to achieve full operating power requirements with a lower horsepower drive, reduced energy requirements or both. These considerations can provide highly desirable economic advantages whether you are a drive manufacturer or a drive user.

Applications

For light-duty fractional horsepower motors. Molded cogs allow for use in applications where the belt is expected to perform around smaller sheave diameters.

- Shop equipment
- Light-duty machinery
- Home appliances
- Blowers

Key features & benefits

- Universal Classical profile.
- Engineered rubber cushion and insulation.
- Cut-edge, molded cogged construction.
- Heat, ozone and abrasion resistant.

Cogged vs. Noncogged FHP V-Belts (4L Section) Efficiency

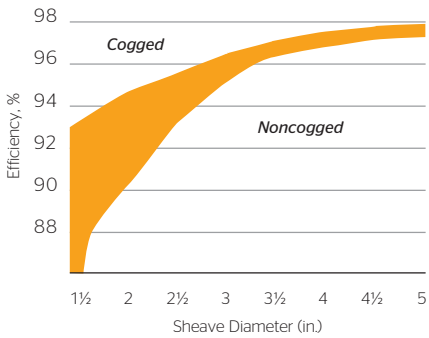

Figure 1

FHP V-Belts (4L Section) Efficiency

FHP V-Belts

Cross Sections and Lengths Available

2L

Part #	Approx. Outside Length (in.)	Part #	Approx. Outside Length (in.)	Part #	Approx. Outside Length (in.)
2L120	12	2L190	19	2L300	30
2L140	14	2L200	20	2L310	31
2L150	15	2L220	22	2L320	32
2L160	16	2L240	24		
2L180	18	2L260	26		

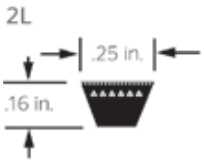

3L

Part #	Approx. Outside Length (in.)	Part #	Approx. Outside Length (in.)	Part #	Approx. Outside Length (in.)
3L120	12	3L320	32	3L530	53
3L130	13	3L330	33	3L540	54
3L140	14	3L340	34	3L550	55
3L150	15	3L350	35	3L560	56
3L160	16	3L360	36	3L570	57
3L170	17	3L370	37	3L580	58
3L180	18	3L380	38	3L590	59
3L190	19	3L390	39	3L600	60
3L200	20	3L400	40	3L610	61
3L210	21	3L420	42	3L620	62
3L220	22	3L430	43	3L630	63
3L230	23	3L440	44	3L640	64
3L240	24	3L450	45	3L650	65
3L250	25	3L460	46	3L660	66
3L260	26	3L470	47	3L670	67
3L270	27	3L480	48	3L690	69
3L280	28	3L490	49	3L730	73
3L290	29	3L500	50	3L740	74
3L300	30	3L510	51	3L760	76
3L310	31	3L520	52		

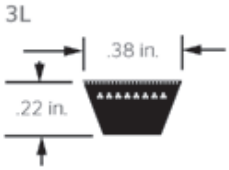

4L

Part #	Approx. Outside Length (in.)	Part #	Approx. Outside Length (in.)	Part #	Approx. Outside Length (in.)
4L150	15	4L300	30	4L460	46
4L160	16	4L320	32	4L470	47
4L170	17	4L330	33	4L480	48
4L180	18	4L340	34	4L490	49
4L190	19	4L350	35	4L500	50
4L200	20	4L360	36	4L510	51
4L210	21	4L370	37	4L520	52
4L220	22	4L380	38	4L530	53
4L230	23	4L390	39	4L540	54
4L240	24	4L400	40	4L550	55
4L250	25	4L410	41	4L560	56
4L260	26	4L420	42	4L570	57
4L270	27	4L430	43	4L580	58
4L280	28	4L440	44	4L590	59
4L290	29	4L450	45	4L600	60

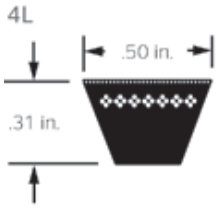

5L

Part #	Approx. Outside Length (in.)	Part #	Approx. Outside Length (in.)	Part #	Approx. Outside Length (in.)
5L230	23	5L360	36	5L490	49
5L240	24	5L370	37	5L500	50
5L250	25	5L380	38	5L510	51
5L260	26	5L390	39	5L520	52
5L270	27	5L400	40	5L530	53
5L280	28	5L410	41	5L540	54
5L290	29	5L420	42	5L550	55
5L300	30	5L430	43	5L560	56
5L310	31	5L440	44	5L570	57
5L320	32	5L450	45	5L580	58
5L330	33	5L460	46	5L590	59
5L340	34	5L470	47	5L600	60
5L350	35	5L480	48		

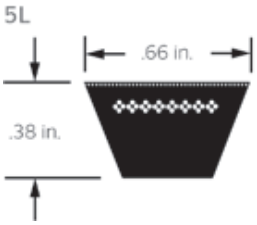

Open End V-Belting

The ideal solution for problem applications and emergency replacements



Part Number: B-Open End

B 0.66 in. top width – Classical profile
Available roll lengths (see chart below)

Continental ContiTech Open End V-belting is the perfect answer for applications where endless V-belts are difficult or impossible to install. It also serves as an ideal emergency replacement when the exact length of endless belt is not readily available

Open End V-belting will operate in any drive as long as ARPM standard sheave dimensions are observed and the recommended maximum speed of 3,500 feet per minute is not exceeded. It is not recommended as a permanent substitute for endless V-belts except on drives where standard belts cannot be installed.

Regular Construction
A Section
B Section
C Section
D Section

Roll Lot: Either 250 ft. (maximum 2 pieces) or 500 ft. (maximum 3 pieces) approximate rolls. "D" section available only in 250 ft. (maximum 2 pieces) approximate rolls.

Horsepower ratings

The horsepower ratings for fastened Open End V-belts are approximately 30% of published horsepower ratings for Continental ContiTech standard multiple V-belts.

Note: Because of differences in the elongation characteristics and variations in cross section dimensions, Open End V-belts and Endless V-belts should not be used together on multiple drives.

Applications

Ideal solution for temporary replacement in emergency situations or for long center drives. They can be used on all types of industrial applications.

Key features & benefits

- Universal Classical profile.
- Multiple-ply, square-woven fabric tension members.
- Oil, heat, ozone and abrasion resistant.
- Easy installation with spliced ends.
- Static conductive.*

*Drive conditions and service variables in combination with time in operation can result in a loss of static conductivity. It is recommended that a conductivity check be added to drive preventive maintenance programs where belt static conductivity is a requirement.

Metal Sheaves and Pulleys

Available Parts

Part Number: 3V3.0-2-JA

3V	Cross section
3.0	3 in. pulley diameter
2	2 grooves per teeth
JA	Bushing

3V Narrow (Ultra-V) Sheaves

Part #	SAP #	Weight*	Part #	SAP #	Weight*	Part #	SAP #	Weight*
3V2.2-1-JA	20180540	0.6	3V4.5-4-SDS	20180591	3.5	3V6.0-6-SK	20180630	9.2
3V2.2-2-JA	20180541	0.7	3V4.75-1-SH	20180593	2.6	3V6.0-8-SK	20180631	10.8
3V2.35-1-JA	20180542	0.8	3V4.75-2-SH	20180594	3.2	3V6.0-10-SK	20180624	12.4
3V2.35-2-JA	20180543	1.0	3V4.75-3-SDS	20180595	3.6	3V6.5-1-SH	20180633	4.0
3V2.5-1-JA	20180544	0.9	3V4.75-4-SDS	20180596	4.1	3V6.5-2-SDS	20180634	4.8
3V2.5-2-JA	20180545	1.1	3V4.75-5-SDS	20180597	4.7	3V6.5-3-SDS	20180635	5.8
3V2.5-3-JA	20180546	1.4	3V4.75-6-SK	20180598	5.2	3V6.5-4-SK	20180636	9.3
3V2.65-1-JA	20180547	0.6	3V4.75-8-SK	20180599	6.4	3V6.5-5-SK	20180637	10.1
3V2.65-2-JA	20180548	0.8	3V4.75-10-SK	20180592	7.6	3V6.5-6-SK	20180638	10.9
3V2.65-3-JA	20180549	1.1	3V5.0-1-SH	20180601	2.9	3V6.5-8-SK	20180639	12.6
3V2.65-4-JA	20180550	1.4	3V5.0-2-SH	20180602	3.6	3V6.5-10-SK	20180632	14.2
3V2.8-1-JA	20180551	0.7	3V5.0-3-SDS	20180603	4.1	3V6.9-1-SH	20180641	3.3
3V2.8-2-JA	20180552	1.0	3V5.0-4-SDS	20180604	4.6	3V6.9-2-SDS	20180642	5.5
3V2.8-3-JA	20180553	1.3	3V5.0-5-SDS	20180605	5.2	3V6.9-3-SDS	20180643	6.4
3V2.8-4-JA	20180554	1.6	3V5.0-6-SK	20180606	6.0	3V6.9-4-SK	20180644	10.9
3V3.0-1-JA	20180562	0.8	3V5.0-8-SK	20180607	7.3	3V6.9-5-SK	20180645	11.6
3V3.0-2-JA	20180563	1.2	3V5.0-10-SK	20180600	8.5	3V6.9-6-SK	20180646	12.5
3V3.0-3-SH	20180564	1.6	3V5.3-1-SH	20180609	3.1	3V6.9-8-SK	20180647	14.3
3V3.0-4-SH	20180565	1.9	3V5.3-2-SH	20180610	4.1	3V6.9-10-SK	20180640	16.1
3V3.15-1-JA	20180566	0.9	3V5.3-3-SDS	20180611	4.6	3V8.0-1-SDS	20180649	4.4
3V3.15-2-JA	20180567	1.4	3V5.3-4-SDS	20180612	5.1	3V8.0-2-SDS	20180650	5.4
3V3.15-3-SH	20180568	2.0	3V5.3-5-SK	20180613	6.2	3V8.0-3-SK	20180651	8.6
3V3.15-4-SH	20180569	2.3	3V5.3-6-SK	20180614	6.9	3V8.0-4-SK	20180652	10.1
3V3.35-1-JA	20180570	1.1	3V5.3-8-SK	20180615	8.3	3V8.0-5-SK	20180653	11.6
3V3.35-2-SH	20180571	1.3	3V5.3-10-SK	20180608	9.6	3V8.0-6-SK	20180655	12.7
3V3.35-3-SH	20180572	1.7	3V5.6-1-SH	20180617	3.5	3V8.0-8-SF	20180656	19.0
3V3.35-4-SH	20180573	2.2	3V5.6-2-SH	20180618	4.6	3V8.0-10-SF	20180648	21.2
3V3.65-1-SH	20180574	1.4	3V5.6-3-SDS	20180619	5.2	3V10.6-1-SDS	20180517	7.1
3V3.65-2-SH	20180575	1.7	3V5.6-4-SDS	20180620	5.7	3V10.6-2-SK	20180518	11.1
3V3.65-3-SH	20180576	2.3	3V5.6-5-SK	20180621	7.1	3V10.6-3-SK	20180519	12.7
3V3.65-4-SH	20180577	2.9	3V5.6-6-SK	20180622	7.8	3V10.6-4-SK	20180520	15.3
3V4.12-1-SH	20180584	1.9	3V5.6-8-SK	20180623	9.3	3V10.6-5-SK	20180521	16.9
3V4.12-2-SH	20180585	2.2	3V5.6-10-SK	20180616	10.7	3V10.6-6-SF	20180522	19.1
3V4.12-3-SH	20180586	2.7	3V6.0-1-SH	20180625	3.5	3V10.6-8-SF	20180523	22.2
3V4.12-4-SH	20180587	3.2	3V6.0-2-SH	20180626	4.5	3V10.6-10-E	20180516	33.2
3V4.5-1-SH	20180588	2.3	3V6.0-3-SDS	20180627	6.1	3V14.0-1-SK	20180525	12.4
3V4.5-2-SH	20180589	2.8	3V6.0-4-SK	20180628	7.8	3V14.0-2-SK	20180526	15.4
3V4.5-3-SDS	20180590	3.1	3V6.0-5-SK	20180629	8.5			

*Weight does not include bushing and is approximate.

continued on page 107

Metal Sheaves and Pulleys

Available Parts

3V Narrow (Ultra-V) Sheaves (continued)

Part #	SAP #	Weight*	Part #	SAP #	Weight*	Part #	SAP #	Weight*
3V14.0-3-SK	20180527	19.1	3V19.0-4-SF	20180536	36.3	3V25.0-6-E	20180560	77.7
3V14.0-4-SK	20180528	22.1	3V19.0-5-SF	20180537	43.1	3V25.0-8-E	20180561	92.5
3V14.0-5-SF	20180529	26.7	3V19.0-6-E	20180538	49.6	3V25.0-10-F	20180555	115.8
3V14.0-6-SF	20180530	28.9	3V19.0-8-E	20180539	61.6	3V33.5-3-SF	20180579	70.8
3V14.0-8-E	20180531	43.4	3V19.0-10-E	20180532	70.7	3V33.5-4-E	20180580	99.4
3V14.0-10-E	20180524	47.8	3V25.0-2-SF	20180556	37.7	3V33.5-5-E	20180581	105.8
3V19.0-1-SK	20180533	18.6	3V25.0-3-SF	20180557	42.0	3V33.5-6-E	20180582	122.0
3V19.0-2-SK	20180534	22.2	3V25.0-4-SF	20180558	55.3	3V33.5-8-F	20180583	144.4
3V19.0-3-SF	20180535	33.3	3V25.0-5-E	20180559	66.1	3V33.5-10-F	20180578	178.1

*Weight does not include bushing and is approximate.

5V Narrow (Ultra-V) Sheaves

Part #	SAP #	Weight*	Part #	SAP #	Weight*	Part #	SAP #	Weight*
5V4.4-2-SH	20180815	3.3	5V6.3-6-SK	20180858	13.8	5V8.5-7-E	20180893	28.8
5V4.4-3-SDS	20180816	4.2	5V6.7-2-SK	20180859	9.0	5V8.5-8-E	20180894	31.2
5V4.4-4-SD	20180817	5.2	5V6.7-3-SK	20180860	10.7	5V8.5-9-E	20180895	33.7
5V4.4-5-SD	20180818	6.2	5V6.7-4-SK	20180861	12.3	5V8.5-10-E	20180887	36.1
5V4.4-6-SD	20180819	7.1	5V6.7-5-SF	20180862	13.6	5V9.0-2-SK	20180897	13.4
5V4.65-2-SDS	20180820	3.4	5V6.7-6-SF	20180863	15.2	5V9.0-3-SF	20180898	20.3
5V4.65-3-SDS	20180821	4.8	5V7.1-2-SK	20180864	10.4	5V9.0-4-E	20180899	24.6
5V4.65-4-SD	20180822	6.0	5V7.1-3-SF	20180865	11.8	5V9.0-5-E	20180900	27.2
5V4.65-5-SD	20180823	7.0	5V7.1-4-SF	20180866	13.6	5V9.0-6-E	20180901	29.8
5V4.65-6-SD	20180824	8.0	5V7.1-5-SF	20180867	15.4	5V9.0-7-E	20180902	32.4
5V4.9-2-SDS	20180825	3.8	5V7.1-6-SF	20180868	17.3	5V9.0-8-E	20180903	35.0
5V4.9-3-SDS	20180826	4.9	5V7.1-7-SF	20180869	19.1	5V9.0-9-E	20180904	37.6
5V4.9-4-SD	20180827	6.6	5V7.1-8-SF	20180870	21.0	5V9.0-10-F	20180896	44.5
5V4.9-5-SD	20180828	7.6	5V7.5-2-SK	20180871	12.0	5V9.25-2-SK	20180906	13.7
5V4.9-6-SD	20180829	8.6	5V7.5-3-SF	20180872	13.6	5V9.25-3-SF	20180907	17.4
5V5.2-2-SDS	20180830	4.4	5V7.5-4-SF	20180873	15.7	5V9.25-4-E	20180908	25.9
5V5.2-3-SDS	20180831	5.6	5V7.5-5-SF	20180874	17.8	5V9.25-5-E	20180909	28.5
5V5.2-4-SD	20180832	7.6	5V7.5-6-SF	20180875	19.9	5V9.25-6-E	20180910	31.0
5V5.2-5-SD	20180833	8.8	5V7.5-7-SF	20180876	22.0	5V9.25-7-E	20180911	33.5
5V5.2-6-SD	20180834	9.9	5V7.5-8-SF	20180877	24.1	5V9.25-8-F	20180912	41.3
5V5.5-2-SDS	20180835	5.1	5V8.0-2-SK	20180879	13.9	5V9.25-9-F	20180913	43.8
5V5.5-3-SDS	20180836	6.4	5V8.0-3-SF	20180880	15.7	5V9.25-10-F	20180905	46.4
5V5.5-4-SD	20180837	8.7	5V8.0-4-E	20180881	18.6	5V9.75-2-SK	20180915	12.6
5V5.5-5-SD	20180838	10.0	5V8.0-5-E	20180882	20.9	5V9.75-3-SF	20180916	19.7
5V5.5-6-SD	20180839	11.3	5V8.0-6-E	20180883	23.1	5V9.75-4-E	20180917	29.2
5V5.9-2-SDS	20180840	5.8	5V8.0-7-E	20180884	25.4	5V9.75-5-E	20180918	31.9
5V5.9-3-SDS	20180841	7.3	5V8.0-8-E	20180885	27.7	5V9.75-6-E	20180919	34.6
5V5.9-4-SD	20180842	10.0	5V8.0-9-E	20180886	30.0	5V9.75-7-E	20180920	37.2
5V5.9-5-SK	20180843	10.6	5V8.0-10-E	20180878	32.2	5V9.75-8-F	20180921	46.6
5V5.9-6-SK	20180844	12.0	5V8.5-2-SK	20180888	12.2	5V9.75-9-F	20180922	49.3
5V6.3-2-SK	20180854	7.6	5V8.5-3-SF	20180889	17.9	5V9.75-10-F	20180914	52.0
5V6.3-3-SK	20180855	9.2	5V8.5-4-E	20180890	21.5	5V10.3-2-SK	20180658	13.7
5V6.3-4-SK	20180856	10.7	5V8.5-5-E	20180891	23.9	5V10.3-3-SF	20180659	20.7
5V6.3-5-SK	20180857	12.3	5V8.5-6-E	20180892	26.4	5V10.3-4-E	20180660	27.1

*Weight does not include bushing and is approximate.

continued on page 108

5V Narrow (Ultra-V) Sheaves (continued)

Part #	SAP #	Weight*	Part #	SAP #	Weight*	Part #	SAP #	Weight*
5V10.3-5-E	20180661	30.4	5V13.2-6-F	20180717	59.2	5V21.2-7-J	20180773	115.3
5V10.3-6-E	20180662	33.7	5V13.2-7-F	20180719	63.5	5V21.2-8-J	20180774	122.9
5V10.3-7-F	20180664	50.1	5V13.2-8-F	20180720	67.5	5V21.2-9-J	20180775	130.0
5V10.3-8-F	20180665	53.0	5V13.2-9-F	20180722	73.6	5V21.2-10-J	20180766	143.5
5V10.3-9-F	20180666	55.9	5V13.2-10-J	20180711	83.0	5V23.6-2-E	20180778	54.8
5V10.3-10-F	20180657	58.9	5V14.0-2-SF	20180724	22.9	5V23.6-3-E	20180779	69.1
5V10.9-2-SK	20180668	14.5	5V14.0-3-E	20180725	31.6	5V23.6-4-F	20180780	87.9
5V10.9-3-SF	20180669	19.4	5V14.0-4-E	20180726	37.9	5V23.6-5-F	20180781	101.6
5V10.9-4-E	20180670	29.1	5V14.0-5-E	20180727	42.3	5V23.6-6-J	20180782	117.5
5V10.9-5-E	20180671	32.7	5V14.0-6-F	20180728	64.2	5V23.6-7-J	20180784	125.8
5V10.9-6-E	20180672	36.2	5V14.0-7-F	20180730	68.7	5V23.6-8-J	20180785	138.7
5V10.9-7-F	20180674	56.7	5V14.0-8-F	20180731	72.9	5V23.6-9-J	20180786	149.2
5V10.9-8-F	20180675	59.8	5V14.0-9-F	20180732	79.8	5V23.6-10-M	20180776	211.1
5V10.9-9-F	20180676	62.9	5V14.0-10-J	20180723	89.4	5V28.0-2-E	20180788	71.1
5V10.9-10-F	20180667	65.9	5V15.0-2-SF	20180735	24.8	5V28.0-3-E	20180789	94.4
5V11.3-2-SK	20180679	16.3	5V15.0-3-E	20180736	35.7	5V28.0-4-F	20180790	115.2
5V11.3-3-SF	20180680	21.2	5V15.0-4-E	20180737	40.8	5V28.0-5-F	20180791	132.7
5V11.3-4-E	20180681	33.1	5V15.0-5-E	20180738	47.0	5V28.0-6-J	20180792	153.1
5V11.3-5-E	20180682	36.7	5V15.0-6-F	20180739	61.7	5V28.0-7-J	20180794	165.1
5V11.3-6-E	20180683	40.9	5V15.0-7-F	20180741	66.6	5V28.0-8-J	20180795	175.1
5V11.3-7-F	20180685	62.9	5V15.0-8-F	20180742	71.1	5V28.0-9-M	20180796	239.1
5V11.3-8-F	20180686	66.5	5V15.0-9-J	20180744	93.6	5V28.0-10-M	20180787	249.3
5V11.3-9-F	20180687	70.1	5V15.0-10-J	20180733	93.2	5V31.5-3-F	20180798	118.1
5V11.3-10-F	20180677	73.6	5V16.0-2-SF	20180747	27.1	5V31.5-4-F	20180799	131.3
5V11.8-2-SK	20180690	17.1	5V16.0-3-E	20180748	38.2	5V31.5-5-J	20180800	158.7
5V11.8-3-SF	20180691	23.7	5V16.0-4-E	20180749	44.1	5V31.5-6-J	20180801	182.1
5V11.8-4-E	20180692	34.9	5V16.0-5-E	20180750	50.5	5V31.5-7-J	20180803	196.2
5V11.8-5-E	20180693	38.5	5V16.0-6-F	20180751	66.0	5V31.5-8-M	20180804	261.1
5V11.8-6-E	20180694	43.5	5V16.0-7-F	20180753	72.2	5V31.5-9-M	20180805	277.1
5V11.8-7-F	20180696	53.9	5V16.0-8-F	20180754	77.0	5V31.5-10-M	20180797	294.5
5V11.8-8-F	20180697	57.5	5V16.0-9-J	20180755	93.1	5V37.5-3-F	20180807	151.5
5V11.8-9-F	20180699	61.1	5V16.0-10-J	20180745	98.1	5V37.5-4-F	20180808	181.9
5V11.8-10-F	20180688	64.6	5V18.7-2-SF	20180757	36.3	5V37.5-5-J	20180809	221.6
5V12.5-2-SF	20180702	18.9	5V18.7-3-E	20180758	47.5	5V37.5-6-J	20180810	237.8
5V12.5-3-E	20180703	28.3	5V18.7-4-E	20180759	57.3	5V37.5-7-M	20180812	315.0
5V12.5-4-E	20180704	33.7	5V18.7-5-F	20180760	76.5	5V37.5-8-M	20180813	331.6
5V12.5-5-E	20180705	37.5	5V18.7-6-F	20180761	83.0	5V37.5-9-M	20180814	363.9
5V12.5-6-F	20180706	54.7	5V18.7-7-F	20180763	89.3	5V37.5-10-M	20180806	386.4
5V12.5-7-F	20180708	58.7	5V18.7-8-J	20180764	106.3	5V50.0-3-F	20180846	222.5
5V12.5-8-F	20180709	62.4	5V18.7-9-J	20180765	112.7	5V50.0-4-J	20180847	240.8
5V12.5-9-F	20180710	66.4	5V18.7-10-J	20180756	120.4	5V50.0-5-J	20180848	296.8
5V12.5-10-J	20180700	77.0	5V21.2-2-SF	20180767	42.1	5V50.0-6-M	20180849	367.5
5V13.2-2-SF	20180713	20.1	5V21.2-3-E	20180768	54.2	5V50.0-7-M	20180851	422.1
5V13.2-3-E	20180714	30.2	5V21.2-4-E	20180769	66.5	5V50.0-8-M	20180852	472.7
5V13.2-4-E	20180715	35.8	5V21.2-5-F	20180770	87.0	5V50.0-9-M	20180853	494.6
5V13.2-5-E	20180716	39.9	5V21.2-6-F	20180771	96.2	5V50.0-10-M	20180845	548.3

*Weight does not include bushing and is approximate.

Metal Sheaves and Pulleys

Available Parts

8V Narrow (Ultra-V) Sheaves

Part #	SAP #	Weight*	Part #	SAP #	Weight*	Part #	SAP #	Weight*
8V12.5-4-F	20180925	75.0	8V18.0-5-J	20180962	131.5	8V30.0-6-M	20180999	319.8
8V12.5-5-F	20180926	82.8	8V18.0-6-J	20180963	143.6	8V30.0-8-N	20181000	410.9
8V12.5-6-F	20180927	90.6	8V18.0-8-M	20180964	213.4	8V30.0-10-N	20180995	505.8
8V12.5-8-J	20180928	113.0	8V18.0-10-M	20180959	248.1	8V30.0-12-P	20180996	584.5
8V12.5-10-J	20180923	132.8	8V18.0-12-M	20180960	303.2	8V35.5-4-M	20181003	294.6
8V12.5-12-M	20180924	163.1	8V19.0-4-F	20180967	116.7	8V35.5-5-M	20181004	356.9
8V13.2-4-F	20180931	68.0	8V19.0-5-J	20180968	142.2	8V35.5-6-N	20181005	415.8
8V13.2-5-F	20180932	77.7	8V19.0-6-J	20180969	155.1	8V35.5-8-N	20181006	523.9
8V13.2-6-F	20180933	86.1	8V19.0-8-M	20180970	228.7	8V35.5-10-P	20181001	618.4
8V13.2-8-J	20180934	109.1	8V19.0-10-M	20180965	266.1	8V35.5-12-P	20181002	711.2
8V13.2-10-J	20180929	132.5	8V19.0-12-N	20180966	329.2	8V40.0-4-M	20181009	373.0
8V13.2-12-M	20180930	185.2	8V20.0-4-J	20180973	112.3	8V40.0-5-M	20181010	406.3
8V14.0-4-F	20180937	74.0	8V20.0-5-J	20180974	151.5	8V40.0-6-N	20181011	498.1
8V14.0-5-F	20180938	84.7	8V20.0-6-M	20180975	208.1	8V40.0-8-N	20181012	599.7
8V14.0-6-F	20180939	93.6	8V20.0-8-M	20180976	250.6	8V40.0-10-P	20181007	730.3
8V14.0-8-J	20180940	118.1	8V20.0-10-M	20180971	283.9	8V40.0-12-P	20181008	821.9
8V14.0-10-J	20180935	144.9	8V20.0-12-N	20180972	350.4	8V44.5-4-M	20181015	400.2
8V14.0-12-M	20180936	210.9	8V21.2-4-J	20180979	126.8	8V44.5-5-N	20181016	486.2
8V15.0-4-F	20180943	82.2	8V21.2-5-J	20180980	167.8	8V44.5-6-N	20181017	521.6
8V15.0-5-F	20180944	94.3	8V21.2-6-M	20180981	228.6	8V44.5-8-P	20181018	696.2
8V15.0-6-J	20180945	111.1	8V21.2-8-M	20180982	269.8	8V44.5-10-P	20181013	766.9
8V15.0-8-J	20180946	130.4	8V21.2-10-M	20180977	306.0	8V44.5-12-P	20181014	895.4
8V15.0-10-M	20180941	224.5	8V21.2-12-N	20180978	369.3	8V53.0-4-M	20181021	509.6
8V15.0-12-M	20180942	245.5	8V22.4-4-J	20180985	138.2	8V53.0-5-N	20181022	624.8
8V16.0-4-F	20180949	88.4	8V22.4-5-M	20180986	241.6	8V53.0-6-N	20181023	705.7
8V16.0-5-F	20180950	101.7	8V22.4-6-M	20180987	246.2	8V53.0-8-P	20181024	886.0
8V16.0-6-J	20180951	121.5	8V22.4-8-M	20180988	303.7	8V53.0-10-P	20181019	1024.0
8V16.0-8-J	20180952	142.7	8V22.4-10-N	20180983	359.3	8V53.0-12-W	20181020	1305.2
8V16.0-10-M	20180947	262.0	8V22.4-12-N	20180984	406.5	8V63.0-6-P	20181027	890.4
8V16.0-12-M	20180948	285.1	8V24.8-4-M	20180991	212.8	8V63.0-8-P	20181028	1116.9
8V17.0-4-F	20180955	99.0	8V24.8-5-M	20180992	231.9	8V63.0-10-W	20181025	1412.0
8V17.0-5-J	20180956	117.3	8V24.8-6-M	20180993	250.9	8V63.0-12-W	20181026	1540.5
8V17.0-6-J	20180957	131.8	8V24.8-8-N	20180994	365.7	8V71.0-6-P	20181031	1045.8
8V17.0-8-M	20180958	202.1	8V24.8-10-N	20180989	411.3	8V71.0-8-W	20181032	1478.6
8V17.0-10-M	20180953	234.4	8V24.8-12-N	20180990	464.8	8V71.0-10-W	20181029	1617.3
8V17.0-12-M	20180954	286.6	8V30.0-4-M	20180997	252.0	8V71.0-12-W	20181030	1757.8
8V18.0-4-F	20180961	107.7	8V30.0-5-M	20180998	293.0			

*Weight does not include bushing and is approximate.

"A" Classical (Conventional) Sheaves

Part #	SAP #	Weight*	Part #	SAP #	Weight*	Part #	SAP #	Weight*
3.4-2A-SH	20179193	1.9	4.6-2A-SDS	20179273	3.0	18.0-2A-SK	20179098	19.8

"A/B" Classical (Conventional) Sheaves

Part #	SAP #	Weight*	Part #	SAP #	Weight*	Part #	SAP #	Weight*
3.4-1B-SH	20179192	1.2	4.8-3B-SD	20179281	6.4	6.0-2B-SDS*	20179367	6.6
3.4-2B-SH	20179194	2.2	4.8-4B-SD	20179282	7.7	6.0-3B-SD*	20179368	10.1
3.4-3B-SH	20179195	3.0	4.8-5B-SD	20179283	9.0	6.0-4B-SD	20179370	11.7
3.4-4B-SD	20179196	4.0	4.8-6B-SD	20179284	9.9	6.0-5B-SK	20179372	12.5
3.4-5B-SD	20179197	4.8	5.0-1B-SDS	20179306	3.1	6.0-6B-SK	20179374	14.5
3.4-6B-SD	20179198	5.6	5.0-2B-SDS	20179307	4.6	6.0-7B-SF	20179376	15.2
3.6-1B-SH	20179199	1.4	5.0-3B-SD	20179308	7.0	6.0-8B-SF	20179377	16.7
3.6-2B-SH	20179200	2.5	5.0-4B-SD	20179310	8.0	6.0-10B-SF	20179365	19.9
3.6-3B-SH	20179201	3.4	5.0-5B-SD	20179312	9.7	6.2-1B-SDS	20179379	4.3
3.6-4B-SD	20179202	4.6	5.0-6B-SD	20179313	10.7	6.2-2B-SDS	20179380	6.9
3.6-5B-SD	20179203	5.5	5.2-1B-SDS	20179314	3.3	6.2-3B-SD	20179381	10.7
3.6-6B-SD	20179204	6.4	5.2-2B-SDS	20179316	5.2	6.2-4B-SD	20179382	11.8
3.8-1B-SH	20179205	1.6	5.2-3B-SD	20179317	7.7	6.2-5B-SK	20179383	13.7
3.8-2B-SH	20179206	2.9	5.2-4B-SD	20179318	9.1	6.2-6B-SK	20179384	15.4
3.8-3B-SH	20179207	3.8	5.2-5B-SD	20179319	10.5	6.2-7B-SF	20179385	16.7
3.8-4B-SD	20179208	5.1	5.2-6B-SD	20179320	11.9	6.2-8B-SF	20179386	18.5
3.8-5B-SD	20179209	6.1	5.4-1B-SDS	20179322	3.6	6.2-10B-SF	20179378	22.0
3.8-6B-SD	20179210	7.0	5.4-2B-SDS	20179323	5.5	6.4-1B-SDS	20179388	4.6
4.0-1B-SH	20179254	2.1	5.4-3B-SD	20179324	8.2	6.4-2B-SDS	20179389	7.1
4.0-2B-SH	20179255	3.1	5.4-4B-SD	20179325	9.4	6.4-3B-SD	20179390	9.4
4.0-3B-SH	20179256	4.1	5.4-5B-SK	20179326	10.0	6.4-4B-SD	20179391	12.3
4.0-4B-SD	20179257	5.4	5.4-6B-SK	20179327	11.3	6.4-5B-SK	20179392	14.3
4.0-5B-SD	20179258	6.4	5.4-7B-SK	20179328	12.7	6.4-6B-SK	20179393	16.0
4.0-6B-SD	20179259	7.4	5.4-8B-SK	20179329	14.0	6.4-7B-SF	20179394	17.3
4.2-1B-SH	20179260	2.3	5.4-10B-SK	20179321	16.7	6.4-8B-SF	20179395	19.0
4.2-2B-SH	20179261	3.8	5.6-1B-SDS	20179331	3.8	6.4-10B-SF	20179387	22.5
4.2-3B-SH	20179262	4.5	5.6-2B-SDS*	20179332	5.8	6.6-1B-SDS	20179397	5.4
4.2-4B-SD	20179263	5.8	5.6-3B-SD*	20179334	8.9	6.6-2B-SDS	20179398	7.2
4.2-5B-SD	20179264	6.8	5.6-4B-SD	20179336	10.2	6.6-3B-SD	20179399	9.4
4.2-6B-SD	20179265	7.9	5.6-5B-SK	20179338	10.9	6.6-4B-SD	20179400	11.0
4.4-1B-SH	20179266	2.5	5.6-6B-SK	20179339	12.6	6.6-5B-SK	20179401	15.0
4.4-2B-SH	20179267	3.8	5.6-7B-SK	20179340	14.1	6.6-6B-SK	20179402	16.7
4.4-3B-SH	20179268	4.9	5.6-8B-SK	20179341	15.6	6.6-7B-SF	20179403	18.4
4.4-4B-SD	20179269	6.3	5.6-10B-SK	20179330	18.6	6.6-8B-SF	20179404	20.2
4.4-5B-SD	20179270	7.3	5.8-1B-SDS	20179343	3.9	6.6-10B-SF	20179396	23.8
4.4-6B-SD	20179271	8.4	5.8-2B-SDS	20179344	6.4	6.8-1B-SDS	20179406	5.6
4.6-1B-SDS	20179272	2.5	5.8-3B-SD	20179345	9.6	6.8-2B-SDS*	20179407	7.7
4.6-2B-SDS	20179274	3.8	5.8-4B-SD	20179346	11.0	6.8-3B-SD*	20179408	10.4
4.6-3B-SD	20179275	5.7	5.8-5B-SK	20179347	11.7	6.8-4B-SD	20179409	12.3
4.6-4B-SD	20179276	6.9	5.8-6B-SK	20179348	13.5	6.8-5B-SK	20179410	16.2
4.6-5B-SD	20179277	8.0	5.8-7B-SK	20179349	15.1	6.8-6B-SK	20179411	18.1
4.6-6B-SD	20179278	9.1	5.8-8B-SK	20179350	16.7	6.8-7B-SF	20179412	19.5
4.8-1B-SDS	20179279	2.8	5.8-10B-SK	20179342	19.8	6.8-8B-SF	20179413	21.4
4.8-2B-SDS	20179280	4.2	6.0-1B-SDS	20179366	4.2	6.8-10B-SF	20179405	25.2

*Weight does not include bushing and is approximate.

continued on page 111

Metal Sheaves and Pulleys

Available Parts

"A/B" Classical (Conventional) Sheaves (continued)

Part #	SAP #	Weight*	Part #	SAP #	Weight*	Part #	SAP #	Weight*
7.0-1B-SDS	20179415	6.1	11.0-3B-SK*	20178938	17.6	18.4-2B-SK	20179114	27.6
7.0-2B-SK*	20179417	11.3	11.0-4B-SK	20178940	24.4	18.4-3B-SK	20179115	33.6
7.0-3B-SK*	20179419	13.2	11.0-5B-SF	20178942	25.0	18.4-4B-SF	20179116	42.0
7.0-4B-SK	20179421	15.2	11.0-6B-SF	20178944	29.7	8.4-5B-SF	20179117	51.8
7.0-5B-SF	20179423	16.7	11.0-7B-E	20178946	42.0	18.4-6B-SF	20179118	57.7
7.0-6B-SF	20179425	18.7	11.0-8B-E	20178948	45.3	18.4-7B-F	20179119	77.1
7.0-7B-SF	20179427	20.7	11.0-10B-E	20178931	51.9	18.4-8B-F	20179120	86.5
7.0-8B-SF	20179429	22.7	12.4-1B-SDS	20178970	11.2	18.4-10B-F	20179112	98.1
7.0-10B-SF	20179414	26.6	12.4-2B-SK	20178971	17.0	20.0-1B-SK	20179126	28.9
7.4-1B-SDS	20179432	6.5	12.4-3B-SK	20178972	20.5	20.0-2B-SF	20179128	33.2
7.4-2B-SK	20179433	11.7	12.4-4B-SK	20178973	25.7	20.0-3B-SF	20179130	38.6
7.4-3B-SK	20179434	14.9	12.4-5B-SF	20178974	29.5	20.0-4B-SF	20179132	49.1
7.4-4B-SK	20179435	14.2	12.4-6B-SF	20178975	34.5	20.0-5B-E	20179135	62.0
7.4-5B-SF	20179436	18.5	12.4-7B-E	20178976	49.4	20.0-6B-E	20179138	71.4
7.4-6B-SF	20179437	20.6	12.4-8B-E	20178977	52.7	20.0-7B-F	20179141	92.3
7.4-7B-SF	20179438	22.7	12.4-10B-E	20178969	59.9	20.0-8B-F	20179143	98.8
7.4-8B-SF	20179439	24.8	13.6-1B-SDS	20179004	13.0	20.0-10B-F	20179121	111.9
7.4-10B-SF	20179431	28.9	13.6-2B-SK	20179005	18.2	25.0-1B-SF	20179169	40.0
8.0-1B-SDS	20179447	7.4	13.6-3B-SK	20179006	21.4	25.0-2B-SF	20179170	50.3
8.0-2B-SK*	20179449	11.5	13.6-4B-SK	20179007	27.1	25.0-3B-SF	20179171	62.8
8.0-3B-SK*	20179451	13.8	13.6-5B-SF	20179008	32.2	25.0-4B-E	20179172	76.3
8.0-4B-SK	20179453	16.2	13.6-6B-SF	20179009	37.4	25.0-5B-E	20179173	90.3
8.0-5B-SF	20179455	19.3	13.6-7B-E	20179010	48.9	25.0-6B-E	20179174	109.9
8.0-6B-SF	20179457	24.1	13.6-8B-E	20179011	52.9	25.0-7B-F	20179175	123.2
8.6-1B-SDS	20179473	8.3	13.6-10B-F	20179003	73.2	25.0-8B-F	20179176	135.5
8.6-2B-SK*	20179474	12.5	15.4-1B-SK	20179045	16.7	25.0-10B-F	20179168	115.1
8.6-3B-SK*	20179475	14.8	15.4-2B-SK*	20179046	21.6	30.0-1B-SF	20179214	52.0
8.6-4B-SK	20179476	14.6	15.4-3B-SK*	20179047	26.3	30.0-2B-SF	20179215	71.2
8.6-5B-SF	20179477	17.8	5.4-4B-SF	20179048	33.0	30.0-3B-SF	20179217	87.4
8.6-6B-SF	20179478	27.3	5.4-5B-SF	20179049	39.3	30.0-4B-E	20179219	103.2
8.6-7B-E	20179479	31.5	15.4-6B-SF	20179050	43.1	30.0-5B-E	20179221	117.3
8.6-8B-E	20179480	34.0	15.4-7B-E	20179051	60.5	30.0-6B-E	20179223	129.8
8.6-10B-E	20179472	38.9	15.4-8B-E	20179052	63.9	30.0-7B-F	20179225	151.8
9.4-1B-SDS	20179498	7.4	15.4-10B-F	20179044	85.7	30.0-8B-F	20179227	162.3
9.4-2B-SK*	20179499	12.5	16.0-1B-SK	20179065	16.4	30.0-10B-F	20179211	193.4
9.4-3B-SK*	20179500	15.1	16.0-2B-SK	20179067	21.9	38.0-2B-SF	20179247	94.9
9.4-4B-SK	20179501	21.1	16.0-3B-SK	20179069	29.1	38.0-3B-E	20179248	136.4
9.4-5B-SF	20179502	20.6	16.0-4B-SF	20179072	35.8	38.0-4B-E	20179249	151.1
9.4-6B-SF	20179503	27.1	16.0-5B-SF	20179075	44.1	38.0-5B-E	20179250	165.8
9.4-7B-E	20179504	32.7	16.0-6B-SF	20179078	48.8	38.0-6B-E	20179251	183.0
9.4-8B-E	20179505	34.2	16.0-7B-E	20179081	63.7	38.0-7B-F	20179252	233.0
9.4-10B-E	20179497	39.9	16.0-8B-E	20179083	67.0	38.0-8B-F	20179253	236.5
11.0-1B-SDS	20178934	10.7	16.0-10B-F	20179060	89.4	38.0-10B-J	20179246	290.2
11.0-2B-SK*	20178936	14.2	18.4-1B-SK	20179113	19.4			

*Weight does not include bushing and is approximate.

"A/B" Classical (Conventional) Sheaves (Large Bore)

Part #	SAP #	Weight*	Part #	SAP #	Weight*	Part #	SAP #	Weight*
5.6-2LB-SF	20332969	6.1	7.0-2LB-SF	20333005	10.8	9.4-2LB-SF	20333011	14.7
5.6-3LB-SF	20333000	7.6	7.0-3LB-SF	20333006	12.7	9.4-3LB-SF	20333012	17.7
6.0-2LB-SF	20333001	7.3	8.0-2LB-SF	20333007	14.8	11.0-2LB-SF	20333013	16.1
6.0-3LB-SF	20333002	8.7	8.0-3LB-SF	20333008	17.1	11.0-3LB-SF	20333014	19.9
6.8-2LB-SF	20333003	10.0	8.6-2LB-SF	20333009	13.0	15.4-2LB-SF	20333015	23.4
6.8-3LB-SF	20333004	11.8	8.6-3LB-SF	20333010	15.3	15.4-3LB-SF	20333016	29.1

*Weight does not include bushing and is approximate.

"C" Classical (Conventional) Sheaves

Part #	SAP #	Weight*	Part #	SAP #	Weight*	Part #	SAP #	Weight*
5.0-3C-SD	20179309	8.6	8.5-2C-SF	20179464	16.6	10.0-4C-E	20178914	38.1
5.0-4C-SD	20179311	10.2	8.5-3C-E	20179465	23.7	10.0-5C-E	20178915	42.4
5.6-2C-SD	20179333	8.8	8.5-4C-E	20179466	27.3	10.0-6C-F	20178916	54.0
5.6-3C-SD	20179335	11.1	8.5-5C-E	20179467	30.8	10.0-7C-F	20178917	58.3
5.6-4C-SD	20179337	12.8	8.5-6C-E	20179468	34.4	10.0-8C-F	20178918	62.6
6.0-3C-SF	20179369	9.4	8.5-7C-E	20179469	37.9	10.0-9C-J	20178919	69.9
6.0-4C-SF	20179371	10.9	8.5-8C-E	20179470	41.5	10.0-10C-J	20178109	74.1
6.0-5C-SF	20179373	12.5	8.5-9C-E	20179471	45.0	10.0-12C-J	20178910	82.6
6.0-6C-SF	20179375	14.0	8.5-10C-E	20179462	48.6	10.5-1C-SF	20178922	17.4
7.0-1C-SF	20179416	9.7	9.0-1C-SF	20179484	13.7	10.5-2C-SF	20178923	23.2
7.0-2C-SF	20179418	12.4	9.0-2C-SF	20179487	18.2	10.5-3C-E	20178924	31.4
7.0-3C-SF	20179420	15.2	9.0-3C-E	20179489	26.9	10.5-4C-E	20178925	35.9
7.0-4C-SF	20179422	18.0	9.0-4C-E	20179491	30.7	10.5-5C-E	20178926	40.4
7.0-5C-SF	20179424	20.8	9.0-5C-E	20179492	34.5	10.5-6C-F	20178927	60.0
7.0-6C-SF	20179426	23.6	9.0-6C-F	20179493	43.0	10.5-7C-F	20178928	64.5
7.0-7C-SF	20179428	26.4	9.0-7C-F	20179494	46.7	10.5-8C-F	20178929	69.0
7.0-8C-SF	20179430	29.2	9.0-8C-F	20179495	50.5	10.5-9C-J	20178930	77.7
7.5-1C-SF	20179440	11.4	9.0-9C-J	20179496	54.0	10.5-10C-J	20178920	82.2
7.5-2C-SF	20179441	14.4	9.0-10C-J	20179481	59.6	10.5-12C-J	20178921	91.2
7.5-3C-SF	20179442	17.5	9.0-12C-J	20179482	64.8	11.0-1C-SF	20178935	15.4
7.5-4C-SF	20179443	20.5	9.5-1C-SF	20179508	15.1	11.0-2C-SF	20178937	19.5
7.5-5C-SF	20179444	23.6	9.5-2C-SF	20179509	20.1	11.0-3C-E	20178939	33.6
7.5-6C-SF	20179445	26.6	9.5-3C-E	20179510	30.6	11.0-4C-E	20178941	38.4
8.0-1C-SF	20179448	13.0	9.5-4C-E	20179511	34.9	11.0-5C-E	20178943	43.1
8.0-2C-SF	20179450	16.3	9.5-5C-E	20179512	39.1	11.0-6C-F	20178945	66.2
8.0-3C-E	20179452	20.7	9.5-6C-F	20179513	49.1	11.0-7C-F	20178947	70.9
8.0-4C-E	20179454	24.0	9.5-7C-F	20179514	53.3	11.0-8C-F	20178949	75.6
8.0-5C-E	20179456	27.3	9.5-8C-F	20179515	57.6	11.0-9C-J	20178950	85.9
8.0-6C-E	20179458	30.6	9.5-9C-J	20179516	63.6	11.0-10C-J	20178932	90.6
8.0-7C-E	20179459	34.0	9.5-10C-J	20179506	67.8	11.0-12C-J	20178933	100.1
8.0-8C-E	20179460	37.3	9.5-12C-J	20179507	76.2	12.0-1C-SF	20178955	16.9
8.0-9C-E	20179461	40.6	10.0-1C-SF	20178911	16.1	12.0-2C-SF	20178956	21.7
8.0-10C-E	20179446	43.9	10.0-2C-SF	20178912	21.4	12.0-3C-E	20178957	38.4
8.5-1C-SF	20179463	12.6	10.0-3C-E	20178913	33.8	12.0-4C-E	20178959	43.6

*Weight does not include bushing and is approximate.

continued on page 113

Metal Sheaves and Pulleys

Available Parts

"C" Classical (Conventional) Sheaves (continued)

Part #	SAP #	Weight*	Part #	SAP #	Weight*	Part #	SAP #	Weight*
12.0-5C-E	20178961	48.8	18.0-1C-SF	20179097	27.8	27.0-9C-J	20179191	226.8
12.0-6C-F	20178963	62.5	18.0-2C-SF	20179099	42.2	30.0-2C-F	20179216	82.4
12.0-7C-F	20178965	67.7	18.0-3C-E	20179100	58.6	30.0-3C-F	20179218	115.4
12.0-8C-F	20178966	72.9	18.0-4C-E	20179102	68.6	30.0-4C-F	20179220	136.1
12.0-9C-J	20178968	103.1	18.0-5C-E	20179104	79.1	30.0-5C-F	20179222	160.8
12.0-10C-J	20178951	108.4	18.0-6C-F	20179106	98.3	30.0-6C-J	20179224	192.7
2.0-12C-J	20178953	118.8	18.0-7C-F	20179108	113.9	30.0-7C-J	20179226	220.8
13.0-1C-SF	20178982	18.5	18.0-8C-F	20179109	123.3	30.0-8C-J	20179228	240.0
13.0-2C-SF	20178983	23.9	18.0-9C-J	20179111	139.3	30.0-9C-M	20179229	316.8
13.0-3C-E	20178984	42.4	18.0-10C-J	20179093	148.7	30.0-10C-M	20179212	332.1
13.0-4C-E	20178986	49.4	18.0-12C-J	20179095	172.0	30.0-12C-M	20179213	362.7
13.0-5C-E	20178988	55.1	20.0-1C-SF	20179127	31.8	36.0-3C-F	20179239	161.7
13.0-6C-F	20178990	70.0	20.0-2C-SF	20179129	42.1	36.0-4C-F	20179240	194.2
13.0-7C-F	20178992	75.6	20.0-3C-E	20179131	62.6	36.0-5C-J	20179241	220.3
13.0-8C-F	20178993	81.3	20.0-4C-E	20179133	76.9	36.0-6C-J	20179242	254.5
13.0-9C-J	20178995	95.9	20.0-5C-F	20179136	96.5	36.0-7C-J	20179243	273.1
13.0-10C-J	20178978	101.6	20.0-6C-F	20179139	109.8	36.0-8C-M	20179244	355.3
13.0-12C-J	20178980	116.4	20.0-7C-J	20179142	139.3	36.0-9C-M	20179245	379.0
14.0-1C-SF	20179016	20.3	20.0-8C-J	20179144	146.5	36.0-10C-M	20179237	397.5
14.0-2C-SF	20179017	25.9	20.0-9C-J	20179146	159.2	36.0-12C-M	20179238	434.5
14.0-3C-E	20179018	41.7	20.0-10C-J	20179122	169.7	44.0-3C-F	20179294	242.8
14.0-4C-E	20179020	50.7	20.0-12C-M	20179124	257.4	44.0-4C-J	20179295	270.4
14.0-5C-E	20179022	57.2	24.0-1C-SF	20333017	41.2	44.0-5C-J	20179296	293.2
14.0-6C-F	20179024	73.0	24.0-2C-SF	20179156	57.6	44.0-6C-J	20179297	315.9
14.0-7C-F	20179026	81.8	24.0-3C-E	20179157	78.7	44.0-7C-M	20179298	429.2
14.0-8C-F	20179027	88.0	24.0-4C-F	20179159	100.4	44.0-8C-M	20179299	452.0
14.0-9C-J	20179029	104.5	24.0-5C-F	20179161	106.7	44.0-9C-M	20179300	474.6
14.0-10C-J	20179012	110.8	24.0-6C-F	20179163	122.1	44.0-10C-M	20179292	531.8
14.0-12C-J	20179014	127.3	24.0-7C-J	20179165	168.5	44.0-12C-M	20179293	577.3
16.0-1C-SF	20179066	23.5	24.0-8C-J	20179166	173.4	50.0-3C-F	20179353	304.1
16.0-2C-SF	20179068	32.2	24.0-9C-J	20179167	191.7	50.0-4C-J	20179354	337.4
16.0-3C-E	20179070	49.8	24.0-10C-M	20179154	263.1	50.0-5C-J	20179355	365.8
16.0-4C-E	20179073	60.2	24.0-12C-M	20179155	286.2	50.0-6C-M	20179356	484.4
16.0-5C-E	20179076	71.2	27.0-2C-F	20179179	79.4	50.0-7C-M	20179357	512.8
16.0-6C-F	20179079	87.7	27.0-3C-F	20179180	103.0	50.0-8C-M	20179358	541.1
16.0-7C-F	20179082	100.7	27.0-4C-F	20179182	116.8	50.0-9C-M	20179359	569.5
16.0-8C-F	20179084	108.6	27.0-5C-F	20179184	129.2	50.0-10C-M	20179351	662.9
16.0-9C-J	20179086	130.2	27.0-6C-J	20179186	158.8	50.0-12C-M	20179352	719.6
16.0-10C-J	20179061	141.3	27.0-7C-J	20179188	195.8			
16.0-12C-J	20179063	160.3	27.0-8C-J	20179189	226.3			

*Weight does not include bushing and is approximate.

"D" Classical (Conventional) Sheaves

Part #	SAP #	Weight*	Part #	SAP #	Weight*	Part #	SAP #	Weight*
12.0-3D-F	20178958	59.2	15.0-8D-J	20179043	149.7	22.0-6D-M	20179152	250.9
12.0-4D-F	20178960	69.0	15.0-10D-M	20179037	257.2	22.0-8D-M	20179153	318.5
12.0-5D-F	20178962	79.4	15.0-12D-M	20179038	281.2	22.0-10D-M	20179147	368.3
12.0-6D-J	20178964	105.9	15.5-3D-F	20179055	80.4	22.0-12D-M	20179148	412.2
12.0-8D-J	20178967	124.5	15.5-4D-F	20179056	92.8	24.0-3D-J	20179158	140.3
12.0-10D-M	20178952	157.5	15.5-5D-F	20179057	108.0	24.0-4D-J	20179160	176.3
12.0-12D-M	20178954	176.1	15.5-6D-J	20179058	132.9	24.0-5D-J	20179162	200.2
13.0-3D-F	20178985	63.0	15.5-8D-J	20179059	159.2	24.0-6D-M	20179164	278.4
13.0-4D-F	20178987	74.8	15.5-10D-M	20179053	275.5	27.0-3D-J	20179181	167.5
13.0-5D-F	20178989	85.1	15.5-12D-M	20179054	300.4	27.0-4D-J	20179183	199.5
13.0-6D-J	20178991	104.3	16.0-3D-F	20179071	84.3	27.0-5D-M	20179185	290.1
13.0-8D-J	20178994	124.2	16.0-4D-F	20179074	97.1	27.0-6D-M	20179187	319.6
13.0-10D-M	20178979	189.2	16.0-5D-F	20179077	113.1	27.0-8D-M	20179190	391.7
13.0-12D-M	20178981	209.7	16.0-6D-J	20179080	139.0	27.0-10D-M	20179177	450.8
13.5-3D-F	20178998	66.2	16.0-8D-J	20179085	166.3	27.0-12D-N	20179178	560.0
13.5-4D-F	20178999	78.7	16.0-10D-M	20179062	253.2	33.0-3D-J	20179232	218.9
13.5-5D-F	20179000	89.4	16.0-12D-M	20179064	278.9	33.0-4D-M	20179233	315.0
13.5-6D-J	20179001	109.8	17.0-4D-J	20179089	110.9	33.0-5D-M	20179234	352.9
13.5-8D-J	20179002	130.4	17.0-5D-J	20179090	128.1	33.0-6D-M	20179235	427.7
13.5-10D-M	20178996	205.4	17.0-6D-J	20179091	145.3	33.0-8D-M	20179236	489.3
13.5-12D-M	20178997	226.8	17.0-8D-J	20179092	176.3	33.0-10D-N	20179230	641.7
14.0-3D-F	20179019	69.4	17.0-10D-M	20179087	261.0	33.0-12D-N	20179231	729.3
14.0-4D-F	20179021	82.7	17.0-12D-M	20179088	288.6	40.0-3D-J	20179287	267.4
14.0-5D-F	20179023	93.9	18.0-3D-J	20179101	109.0	40.0-4D-M	20179288	380.1
14.0-6D-J	20179025	115.4	18.0-4D-J	20179103	129.0	40.0-5D-M	20179289	445.4
14.0-8D-J	20179028	136.7	18.0-5D-J	20179105	144.9	40.0-6D-M	20179290	498.4
14.0-10D-M	20179013	222.1	18.0-6D-J	20179107	165.0	40.0-8D-N	20179291	653.3
14.0-12D-M	20179015	244.4	18.0-8D-M	20179110	242.1	40.0-10D-N	20179285	814.0
14.5-3D-F	20179032	72.8	18.0-10D-M	20179094	276.3	40.0-12D-P	20179286	938.3
14.5-4D-F	20179033	86.8	18.0-12D-M	20179096	308.1	48.0-5D-M	20179303	586.8
14.5-5D-F	20179034	100.8	20.0-4D-J	20179134	135.4	48.0-6D-M	20179304	660.6
14.5-6D-J	20179035	121.1	20.0-5D-J	20179137	154.6	48.0-8D-N	20179305	820.8
14.5-8D-J	20179036	143.1	20.0-6D-J	20179140	173.7	48.0-10D-P	20179301	987.0
14.5-10D-M	20179030	239.4	20.0-8D-M	20179145	271.4	48.0-12D-P	20179302	1175.4
14.5-12D-M	20179031	262.5	20.0-10D-M	20179123	311.7	58.0-5D-M	20179362	698.2
15.0-3D-F	20179039	78.9	20.0-12D-M	20179125	351.8	58.0-6D-N	20179363	862.9
15.0-4D-F	20179040	91.0	22.0-3D-J	20179149	126.7	58.0-8D-N	20179364	1063.6
15.0-5D-F	20179041	105.7	22.0-4D-J	20179150	159.8	58.0-10D-P	20179360	1253.0
15.0-6D-J	20179042	126.9	22.0-5D-J	20179151	181.4	58.0-12D-P	20179361	1454.8

*Weight does not include bushing and is approximate.

Metal Sheaves and Pulleys

Available Parts

QT Sheaves – Single A Groove

Part #	SAP #	Weight*	Part #	SAP #	Weight*	Part #	SAP #	Weight*
AK30-QT	20179574	1.1	AK59-QT	20179585	2.4	AK99-QT	20179596	4.7
AK32-QT	20179575	1.2	AK61-QT	20179586	2.5	AK104-QT	20179566	4.5
AK34-QT	20179576	1.2	AK64-QT	20179587	2.7	AK109-QT	20179567	5.1
AK39-QT	20179577	1.4	AK66-QT	20179588	2.8	AK114-QT	20179568	5.5
AK41-QT	20179578	1.6	AK69-QT	20179589	3.2	AK124-QT	20179569	6.1
AK44-QT	20179579	1.9	AK71-QT	20179590	3.1	AK134-QT	20179570	7.4
AK46-QT	20179580	1.9	AK74-QT	20179591	3.3	AK144-QT	20179571	7.8
AK49-QT	20179581	2.1	AK79-QT	20179592	3.5	AK154-QT	20179572	8.8
AK51-QT	20179582	2.3	AK84-QT	20179593	3.6	AK184-QT	20179573	11.3
AK54-QT	20179583	2.0	AK89-QT	20179594	4.0			
AK56-QT	20179584	2.3	AK94-QT	20179595	4.4			

*Weight does not include bushing and is approximate.

QT Sheaves – Two A Groove

Part #	SAP #	Weight*	Part #	SAP #	Weight*	Part #	SAP #	Weight*
2AK30-QT	20179524	1.4	2AK51-QT	20179532	3.2	2AK94-QT	20179540	6.1
2AK32-QT	20179525	1.7	2AK54-QT	20179533	3.4	2AK104-QT	20179517	7.7
2AK34-QT	20179526	1.8	2AK56-QT	20179534	3.6	2AK114-QT	20179518	8.5
2AK39-QT	20179527	1.8	2AK59-QT	20179535	3.4	2AK124-QT	20179519	9.5
2AK41-QT	20179528	1.9	2AK61-QT	20179536	4.4	2AK134-QT	20179520	11.4
2AK44-QT	20179529	2.4	2AK64-QT	20179537	3.9	2AK144-QT	20179521	11.9
2AK46-QT	20179530	2.5	2AK74-QT	20179538	4.9	2AK154-QT	20179522	13.3
2AK49-QT	20179531	3.1	2AK84-QT	20179539	4.8	2AK184-QT	20179523	16.8

*Weight does not include bushing and is approximate.

QT Sheaves – Single B Groove

Part #	SAP #	Weight*	Part #	SAP #	Weight*	Part #	SAP #	Weight*
BK30-QT	20179607	1.2	BK60-QT	20179618	2.5	BK95-QT	20179629	5.0
BK32-QT	20179608	1.4	BK62-QT	20179619	2.6	BK100-QT	20179597	5.2
BK34-QT	20179609	1.6	BK65-QT	20179620	2.8	BK105-QT	20179598	5.5
BK36-QT	20179610	1.2	BK67-QT	20179621	2.9	BK110-QT	20179599	6.0
BK40-QT	20179611	1.4	BK70-QT	20179622	2.8	BK115-QT	20179600	6.4
BK45-QT	20179612	1.8	BK72-QT	20179623	3.1	BK120-QT	20179601	6.9
BK47-QT	20179613	2.2	BK75-QT	20179624	3.3	BK130-QT	20179602	6.9
BK50-QT	20179614	2.0	BK77-QT	20179625	3.6	BK140-QT	20179603	8.5
BK52-QT	20179615	2.1	BK80-QT	20179626	3.4	BK150-QT	20179604	9.5
BK55-QT	20179616	2.7	BK85-QT	20179627	3.6	BK160-QT	20179605	9.8
BK57-QT	20179617	2.7	BK90-QT	20179628	4.3	BK190-QT	20179606	12.8

*Weight does not include bushing and is approximate.

QT Sheaves – Two B Groove

Part #	SAP #	Weight*	Part #	SAP #	Weight*	Part #	SAP #	Weight*
2BK32-QT	20179548	2.0	2BK57-QT	20179557	4.3	2BK100-QT	20179541	8.4
2BK34-QT	20179549	2.4	2BK60-QT	20179558	4.4	2BK110-QT	20179542	9.3
2BK36-QT	20179550	2.0	2BK62-QT	20179559	4.5	2BK120-QT	20179543	11.0
2BK40-QT	20179551	2.4	2BK65-QT	20179560	4.5	2BK130-QT	20179544	13.1
2BK45-QT	20179552	3.0	2BK67-QT	20179561	5.0	2BK140-QT	20179545	14.8
2BK47-QT	20179553	2.8	2BK70-QT	20179562	5.1	2BK160-QT	20179546	17.5
2BK50-QT	20179554	3.3	2BK72-QT	20179563	5.4	2BK190-QT	20179547	21.5
2BK52-QT	20179555	3.6	2BK80-QT	20179564	6.4			
2BK55-QT	20179556	3.9	2BK90-QT	20179565	7.6			

*Weight does not include bushing and is approximate.

FHP Bored-to-Size Single A Groove Sheaves

Part #	SAP #	Weight*	Part #	SAP #	Weight*	Part #	SAP #	Weight*
AK15-1/2	20179929	0.3	AK25-5/8	20179969	31.3	AK35-3/4	20180002	62.3
AK15-5/8	20179930	1.3	AK25-3/4	20179968	32.3	AK35-7/8	20180004	63.3
AK16-1/2	20179935	2.3	AK25-7/8	20179970	33.3	AK35-1	20180000	64.3
AK16-5/8	20179936	3.3	AK26-1/2	20179971	34.3	AK39-1/2	20180006	65.3
AK17-1/2	20179937	4.3	AK26-5/8	20179973	35.3	AK39-5/8	20180008	66.3
AK17-5/8	20179939	5.3	AK26-3/4	20179972	36.3	AK39-3/4	20180007	67.3
AK17-3/4	20179938	6.3	AK27-1/2	20179975	37.3	AK39-7/8	20180009	68.3
AK18-5/8	20179940	7.3	AK27-5/8	20179977	38.3	AK39-15/16	20180011	69.3
AK19-1/2	20179945	8.3	AK27-3/4	20179976	39.3	AK39-1	20180005	70.3
AK19-5/8	20179947	9.3	AK27-1	20179974	40.3	AK41-1/2	20180014	71.3
AK19-3/4	20179946	10.3	AK28-1/2	20179979	41.3	AK41-5/8	20180017	72.3
AK19-7/8	20179948	11.3	AK28-5/8	20179981	42.3	AK41-3/4	20180016	73.3
AK20-1/2	20179949	12.3	AK28-3/4	20179980	43.3	AK41-7/8	20180018	74.3
AK20-5/8	20179951	13.3	AK28-7/8	20179982	44.3	AK41-15/16	20180015	75.3
AK20-3/4	20179950	14.3	AK30-1/2	20179984	45.3	AK41-1	20180012	76.3
AK21-1/2	20179952	15.3	AK30-5/8	20179986	46.3	AK41-1 1/8	20180013	77.3
AK21-5/8	20179954	16.3	AK30-3/4	20179985	47.3	AK44-1/2	20180021	78.3
AK21-3/4	20179953	17.3	AK30-7/8	20179987	48.3	AK44-5/8	20180023	79.3
AK22-1/2	20179955	18.3	AK30-1	20179983	49.3	AK44-3/4	20180022	80.3
AK22-5/8	20179957	19.3	AK32-1/2	20179989	50.3	AK44-7/8	20180024	81.3
AK22-3/4	20179956	20.3	AK32-5/8	20179991	51.3	AK44-15/16	20180025	82.3
AK22-7/8	20179958	21.3	AK32-3/4	20179990	52.3	AK44-1	20180019	83.3
AK23-1/2	20179959	22.3	AK32-7/8	20179992	53.3	AK44-1 1/8	20180020	84.3
AK23-5/8	20179961	23.3	AK32-1	20179988	54.3	AK46-1/2	20180028	85.3
AK23-3/4	20179960	24.3	AK34-1/2	20179996	55.3	AK46-5/8	20180030	86.3
AK24-1/2	20179963	25.3	AK34-5/8	20179998	56.3	AK46-3/4	20180029	87.3
AK24-5/8	20179965	26.3	AK34-3/4	20179997	57.3	AK46-7/8	20180031	88.3
AK24-3/4	20179964	27.3	AK34-7/8	20179999	58.3	AK46-15/16	20180032	89.3
AK24-7/8	20179966	28.3	AK34-1	20179994	59.3	AK46-1	20180026	90.3
AK24-1	20179962	29.3	AK35-1/2	20180001	60.3	AK46-1 1/8	20180027	91.3
AK25-1/2	20179967	30.3	AK35-5/8	20180003	61.3	AK49-1/2	20180035	92.3

*Weight does not include bushing and is approximate.

continued on page 117

Metal Sheaves and Pulleys

Available Parts

FHP Bored-to-Size Single A Groove Sheaves (continued)

Part #	SAP #	Weight*	Part #	SAP #	Weight*	Part #	SAP #	Weight*
AK49-5/8	20180038	93.3	AK64-15/16	20180085	141.3	AK94-5/8	20180135	189.3
AK49-3/4	20180037	94.3	AK64-1	20180078	142.3	AK94-3/4	20180134	190.3
AK49-7/8	20180039	95.3	AK64-1 1/8	20180079	143.3	AK94-15/16	20180136	191.3
AK49-15/16	20180036	96.3	AK64-1 3/16	20180080	144.3	AK94-1	20180129	192.3
AK49-1	20180033	97.3	AK66-5/8	20180089	145.3	AK94-1 3/16	20180131	193.3
AK49-1 1/8	20180034	98.3	AK66-3/4	20180088	146.3	AK94-1 1/4	20180130	194.3
AK51-1/2	20180042	99.3	AK66-1	20180086	147.3	AK94-1 7/16	20180132	195.3
AK51-5/8	20180044	100.3	AK66-1 1/8	20180087	148.3	AK99-3/4	20180139	196.3
AK51-3/4	20180043	101.3	AK69-3/4	20180092	149.3	AK99-1	20180137	197.3
AK51-7/8	20180045	102.3	AK69-1	20180090	150.3	AK99-1 7/16	20180138	198.3
AK51-1	20180040	103.3	AK69-1 1/8	20180091	151.3	AK104-5/8	20179903	199.3
AK51-1 1/8	20180041	104.3	AK71-1/2	20180096	152.3	AK104-3/4	20179902	200.3
AK54-1/2	20180048	105.3	AK71-5/8	20180098	153.3	AK104-1	20179897	201.3
AK54-5/8	20180051	106.3	AK71-3/4	20180097	154.3	AK104-1-3/16	20179899	202.3
AK54-3/4	20180050	107.3	AK71-1	20180093	155.3	AK104-1-1/4	20179898	203.3
AK54-7/8	20180052	108.3	AK71-1 1/8	20180094	156.3	AK104-1-3/8	20179900	204.3
AK54-15/16	20180049	109.3	AK71-1 7/16	20180095	157.3	AK104-1-7/16	20179901	205.3
AK54-1	20180046	110.3	AK74-1/2	20180104	158.3	AK109-3/4	20179906	206.3
AK54-1 1/8	20180053	111.3	AK74-5/8	20180106	159.3	AK109-1	20179904	207.3
AK54-1 3/16	20180047	112.3	AK74-3/4	20180105	160.3	AK109-1 3/8	20179907	208.3
AK56-1/2	20180057	113.3	AK74-15/16	20180107	161.3	AK109-1-7/16	20179905	209.3
AK56-5/8	20180059	114.3	AK74-1	20180099	162.3	AK114-3/4	20179911	210.3
AK56-3/4	20180058	115.3	AK74-1 1/8	20180101	163.3	AK114-1	20179908	211.3
AK56-7/8	20180060	116.3	AK74-1 3/16	20180102	164.3	AK114-1-3/16	20179909	212.3
AK56-15/16	20180061	117.3	AK74-1 1/4	20180100	165.3	AK114-1-7/16	20179910	213.3
AK56-1	20180054	118.3	AK74-1 7/16	20180103	166.3	AK124-5/8	20179917	214.3
AK56-1 1/8	20180055	119.3	AK79-3/4	20180110	167.3	AK124-3/4	20179916	215.3
AK56-1 3/16	20180056	120.3	AK79-1	20180108	168.3	AK124-1	20179912	216.3
AK59-1/2	20180064	121.3	AK79-1 1/8	20180109	169.3	AK124-1 3/16	20179913	217.3
AK59-5/8	20180067	122.3	AK79-1 7/16	20180111	170.3	AK124-1-1/4	20179914	218.3
AK59-3/4	20180066	123.3	AK81-5/8	20180115	171.3	AK124-1-7/16	20179915	219.3
AK59-7/8	20180068	124.3	AK81-3/4	20180114	172.3	AK134-3/4	20179922	220.3
AK59-15/16	20180069	125.3	AK81-1	20180112	173.3	AK134-1	20179918	221.3
AK59-1	20180062	126.3	2AK84-1 3/16	20179764	174.3	AK134-1-3/16	20179919	222.3
AK59-1-1/8	20180065	127.3	AK84-1/2	20180120	175.3	AK134-1-3/8	20179920	223.3
AK59-1 3/16	20180063	128.3	AK84-5/8	20180122	176.3	AK134-1-7/16	20179921	224.3
AK61-1/2	20180073	129.3	AK84-3/4	20180121	177.3	AK144-3/4	20179928	225.3
AK61-5/8	20180075	130.3	AK84- 15/16	20180116	178.3	AK144-1	20179925	226.3
AK61-3/4	20180074	131.3	AK84-1	20180117	179.3	AK144-1-3/16	20179926	227.3
AK61-7/8	20180076	132.3	AK84-1 3/16	20180118	180.3	AK144-1-7/16	20179927	228.3
AK61-15/16	20180077	133.3	AK84-1 7/16	20180119	181.3	AK154-3/4	20179934	229.3
AK61-1	20180070	134.3	AK89-3/4	20180126	182.3	AK154-1	20179931	230.3
AK61-1 1/8	20180071	135.3	AK89-1	20180123	183.3	AK154-1-7/16	20179933	231.3
AK61-1 3/16	20180072	136.3	AK89-1 1/8	20180124	184.3	AK184-3/4	20179944	232.3
AK64-1/2	20180081	137.3	AK89-1 7/16	20180125	185.3	AK184-1	20179941	233.3
AK64-5/8	20180083	138.3	AK91-3/4	20180128	186.3	AK184-1-3/16	20179942	234.3
AK64-3/4	20180082	139.3	AK91-1	20180127	187.3	AK184-1-7/16	20179943	235.3
AK64-7/8	20180084	140.3	AK94-1/2	20180133	188.3			

*Weight does not include bushing and is approximate.

FHP Bored-to-Size Single B Groove Sheaves

Part #	SAP #	Weight*	Part #	SAP #	Weight*	Part #	SAP #	Weight*
BK19-5/8	20180181	0.7	BK34-1	20180240	1.8	BK55-1	20180288	4.0
BK19-3/4	20180180	0.7	BK34-1 1/8	20180241	1.8	BK55-1 1/8	20180289	4.0
BK22-1/2	20180190	0.9	BK36-1/2	20180248	2.0	BK55-1 3/16	20180290	4.0
BK22-5/8	20180192	0.9	BK36-5/8	20180250	2.0	BK57/HA54 5/8	20180295	4.1
BK22-3/4	20180191	0.9	BK36-3/4	20180249	2.0	K57-3/4	20180298	4.1
BK22-7/8	20180193	0.9	BK36-7/8	20180251	2.0	BK57-7/8	20180299	4.1
BK22-1	20180189	0.9	BK36-1	20180246	2.0	BK57-15/16	20180300	4.1
BK23-5/8	20180194	0.9	BK36-1 1/8	20180247	2.0	BK57-1	20180296	4.1
BK23-1	20180195	0.9	BK40-1/2	20180254	2.2	BK57-1 1/8	20180297	4.1
BK24-1/2	20180200	0.9	BK40-5/8	20180256	2.2	BK60-1/2	20180303	3.8
BK24-5/8	20180202	0.9	BK40-3/4	20180255	2.2	BK60-5/8	20180306	3.8
BK24-3/4	20180201	0.9	BK40-7/8	20180257	2.2	BK60-3/4	20180305	3.8
BK24-7/8	20180203	0.9	BK40-1	20180252	2.2	BK60-7/8	20180307	3.8
BK24-1	20180199	0.9	BK40-1 1/8	20180253	2.2	BK60-1	20180301	3.8
BK25-1/2	20180204	1.1	BK45-1/2	20180260	2.7	BK60-1-1/8	20180304	3.8
BK25-5/8	20180206	1.1	BK45-5/8	20180262	2.7	BK60-1 3/16	20180302	3.8
BK25-3/4	20180205	1.1	BK45-3/4	20180261	2.7	BK62-1/2	20180311	3.6
BK25-7/8	20180207	1.1	BK45-7/8	20180263	2.7	BK62-5/8	20180313	3.6
BK26-1/2	20180208	1.2	BK45-1	20180258	2.7	BK62-3/4	20180312	3.6
BK26-5/8	20180210	1.2	BK45-1 1/ 8	20180259	2.7	BK62-7/8	20180314	3.6
BK26-3/4	20180209	1.2	BK46-7/8	20180264	2.7	BK62-15/16	20180315	3.6
BK26-7/8	20180211	1.2	BK47-1/2	20180267	2.9	BK62-1	20180308	3.6
BK27-1/2	20180213	1.1	BK47-5/8	20180269	2.9	BK62-1 1/8	20180309	3.6
BK27-5/8	20180215	1.1	BK47-3/4	20180268	2.9	BK62-1 13/16	20333018	3.6
BK27-3/4	20180214	1.1	BK47-7/8	20180270	2.9	BK64-5/8	20180318	3.7
BK27-7/8	20180216	1.1	BK47-1	20180265	2.9	BK64-3/4	20333019	3.7
BK27-1 1/8	20180212	1.1	BK47-1 1/8	20180266	2.9	BK64-7/8	20180319	3.7
BK28-1/2	20180219	1.4	BK48-5/8	20180273	3.0	BK65-5/8	20180323	3.7
BK28-5/8	20180221	1.4	BK48-3/4	20180272	3.0	BK65-3/4	20180322	3.7
BK28-3/4	20180220	1.4	BK48-7/8	20180274	3.0	BK65-1	20180320	3.7
BK28-7/8	20180222	1.4	BK48-1 1/8	20180271	3.0	BK65-1 1/8	20180321	3.7
BK28-1	20180217	1.4	BK50-1/2	20180277	3.2	BK67-5/8	20180327	3.7
BK28-1 1/8	20180218	1.4	BK50-5/8	20180279	3.2	BK67-3/4	20180326	3.7
BK30-1/2	20180225	1.5	BK50-3/4	20180278	3.2	BK67-1	20180324	3.7
BK30-5/8	20180227	1.5	BK50-7/8	20180280	3.2	BK67-1 1/8	20333020	3.7
BK30-3/4	20180226	1.5	BK50-15/16	20180281	3.2	BK70-5/8	20180335	3.7
BK30-7/8	20180228	1.5	BK50-1	20180275	3.2	BK70-3/4	20180334	3.7
BK30-1	20180223	1.5	BK50-1 1/8	20180276	3.2	BK70-15/16	20180336	3.7
BK30-1 1/8	20180224	1.5	BK52-1/2	20180284	3.4	BK70-1	20180330	3.7
BK32-1/2	20180236	1.5	BK52-5/8	20180286	3.4	BK70-1-1/8	20180332	3.7
BK32-5/8	20180238	1.5	BK52-3/4	20180285	3.4	BK70-1 13/16	20333021	3.7
BK32-3/4	20180237	1.5	BK52-7/8	20180287	3.4	BK70-1-7/16	20180333	3.7
BK32-7/8	20180239	1.5	BK52-1	20180282	3.4	BK72-3/4	20180341	3.8
BK32-1	20180235	1.5	BK52-1 1/8	20180283	3.4	BK72-1	20180337	3.8
BK34-1/2	20180242	1.8	BK55-1/2	20180291	4.0	BK72-1-1/8	20180339	3.8
BK34-5/8	20180244	1.8	BK55-5/8	20180293	4.0	BK72-1-3/8	20180340	3.8
BK34-3/4	20180243	1.8	BK55-3/4	20180292	4.0	BK72-1 7/16	20180338	3.8
BK34-7/8	20180245	1.8	BK55-7/8	20180294	4.0	BK75-3/4	20180345	4.3

*Weight does not include bushing and is approximate.

continued on page 119

Metal Sheaves and Pulleys

Available Parts

FHP Bored-to-Size Single B Groove Sheaves (continued)

Part #	SAP #	Weight*	Part #	SAP #	Weight*	Part #	SAP #	Weight*
BK75-1	20180342	4.3	BK90-1-3/16	20180368	6.0	BK115-1	20180157	8.7
BK75-1 1/8	20180343	4.3	BK90-1-3/8	20180369	6.0	BK115-1 3/8	20180158	8.7
BK75-1 7/16	20180344	4.3	BK90-1 7/16	20180372	6.0	BK115-1 7/16	20180159	8.7
BK77-3/4	20180350	4.5	BK92-3/4	20180379	6.2	BK120-3/4	20180164	9.2
BK77-1	20180346	4.5	BK92-7/8	20180380	6.2	BK120-1	20180160	9.2
BK77-1 1/8	20180347	4.5	BK92-1 1/8	20180376	6.2	BK120-1 13/16	20333024	9.2
BK77-1 3/8	20180348	4.5	BK95-3/4	20180385	6.3	BK120-1-3/8	20180163	9.2
BK77-1 7/16	20180349	4.5	BK95-1	20180381	6.3	BK120-1 7/16	20180162	9.2
BK80-5/8	20180358	5.1	BK95-1-1/8	20180383	6.3	BK130-3/4	20180168	9.6
BK80-3/4	20180357	5.1	BK95-1-3/8	20180384	6.3	BK130-1	20180165	9.6
BK80-7/8	20180359	5.1	BK95-1 7/16	20180382	6.3	BK130-1 1/8	20180170	9.6
BK80-1	20180351	5.1	BK100-3/4	20180146	7.2	BK130-1 13/16	20333025	9.6
BK80-1 1/8	20180353	5.1	BK100-7/8	20180147	7.2	BK130-1-7/16	20180167	9.6
BK85-1 3/16	20180362	5.1	BK100-1	20180140	7.2	BK140-3/4	20180174	11.2
BK80-1 1/4	20180352	5.1	BK100-1 1/8	20180141	7.2	BK140-1	20180171	11.2
BK80-1 3/8	20180355	5.1	BK100-1 3/16	20180142	7.2	BK140-1 13/16	20333026	11.2
BK80-1 7/16	20180356	5.1	BK100-1-1/4	20180144	7.2	BK140-1-7/16	20180173	11.2
BK85-3/4	20180365	5.5	BK100-1-3/8	20180145	7.2	BK160-1	20180175	12.9
BK85-1	20180360	5.5	BK100-1 7/16	20180143	7.2	BK160-1 1/8	20180177	12.9
BK85-1 1/8	20180361	5.5	BK105-1	20180148	7.7	BK160-1 13/16	20333027	12.9
BK85-1 13/16	20333022	5.5	BK105-1 3/8	20180149	7.7	BK160-1 1/4	20180176	12.9
BK85-1 3/8	20180363	5.5	BK105-1 7/16	20180150	7.7	BK160-1 7/16	20180179	12.9
BK85-1-7/16	20180364	5.5	BK110-3/4	20180156	8.2	BK190-1	20180182	14.5
BK90-3/4	20180370	6.0	BK110-1	20180151	8.2	BK190-1 13/16	20333028	14.5
BK90-7/8	20180371	6.0	BK110-1 1/8	20180152	8.2	BK190-1 1/4	20180183	14.5
BK90-15/16	20180373	6.0	BK110-1 13/16	20333023	8.2	BK190-1-7/16	20180184	14.5
BK90-1	20180366	6.0	BK110-1-3/8	20180154	8.2			
BK90-1-1/8	20180367	6.0	BK110-1-7/16	20180155	8.2			

*Weight does not include bushing and is approximate.

FHP Bored-to-Size Two A Groove Sheaves

Part #	SAP #	Weight*	Part #	SAP #	Weight*	Part #	SAP #	Weight*
2AK20-1/2	20179650	0.9	2AK25-3/4	20179667	1.5	2AK30-3/4	20179686	2.2
2AK20-5/8	20179652	0.9	2AK25-7/8	20179669	1.5	2AK30-7/8	20179688	2.2
2AK20-3/4	20179651	0.9	2AK25-1	20179666	1.5	2AK30-1	20179683	2.2
2AK21-1/2	20179654	1.1	2AK26-5/8	20179672	1.5	2AK30-1 1/8	20179684	2.2
2AK21-5/8	20179656	1.1	2AK26-3/4	20179671	1.5	2AK32-5/8	20179692	2.4
2AK21-3/4	20179655	1.1	2AK26-7/8	20179673	1.5	2AK32-3/4	20179691	2.4
2AK22-1/2	20179657	1.2	2AK27-5/8	20179676	1.8	2AK32-7/8	20179693	2.4
2AK22-5/8	20179659	1.2	2AK27-3/4	20179675	1.8	2AK32-1	20179689	2.4
2AK22-3/4	20179658	1.2	2AK27-7/8	20179677	1.8	2AK32-1 1/8	20179690	2.4
2AK22-7/8	20179660	1.2	2AK27-1	20179674	1.8	2AK34-5/8	20179697	2.7
2AK22-1	20179661	1.2	2AK28-5/8	20179681	2.0	2AK34-3/4	20179696	2.7
2AK23-5/8	20179664	1.3	2AK28-3/4	20179680	2.0	2AK34-7/8	20179698	2.7
2AK23-3/4	20179663	1.3	2AK28-7/8	20179682	2.0	2AK34-1	20179694	2.7
2AK23-7/8	20179665	1.3	2AK28-1	20179679	2.0	2AK34-1 1/8	20179695	2.7
2AK23-1	20179662	1.3	2AK30-1/2	20179685	2.2	2AK39-5/8	20179702	3.2
2AK25-5/8	20179668	1.5	2AK30-5/8	20179687	2.2	2AK39-3/4	20179701	3.2

*Weight does not include bushing and is approximate.

continued on page 120

FHP Bored-to-Size Two A Groove Sheaves (continued)

Part #	SAP #	Weight*	Part #	SAP #	Weight*	Part #	SAP #	Weight*
2AK39-7/8	20179703	3.2	2AK54-1	20179728	3.2	2AK84-1	20179759	6.9
2AK39-1	20179699	3.2	2AK54-1 1/8	20179729	3.2	2AK84-1-1/8	20179760	6.9
2AK39-1 1/8	20179700	3.2	2AK54-1 3/8	20179733	3.2	2AK84-1-3/8	20179761	6.9
2AK41-5/8	20179707	3.5	2AK56-5/8	20179738	3.3	2AK84-1-7/16	20179762	6.9
2AK41-3/4	20179706	3.5	2AK56-3/4	20179737	3.3	2AK94-3/4	20179771	7.7
2AK41-7/8	20179708	3.5	2AK56-1	20179734	3.3	2AK94-1	20179766	7.7
2AK41-1	20179704	3.5	2AK56-1 1/8	20179735	3.3	2AK94-1-1/8	20179767	7.7
2AK41-1 1/8	20179705	3.5	2AK56-1-3/8	20179736	3.3	2AK94-1-3/16	20179768	7.7
2AK44-5/8	20179712	4.1	2AK59-1	20179739	3.4	2AK94-1-3/8	20179769	7.7
2AK44-3/4	20179711	4.1	2AK59-1 1/8	20179740	3.4	2AK94-1-7/16	20179770	7.7
2AK44-7/8	20179713	4.1	2AK59-1-3/8	20179741	3.4	2AK104-3/4	20179633	9.7
2AK44-1	20179709	4.1	2AK61-3/4	20179745	3.6	2AK104-15/16	20179634	9.7
2AK44-1 1/8	20179710	4.1	2AK61-7/8	20179746	3.6	2AK104-1	20179630	9.7
2AK46-5/8	20179716	4.6	2AK61-1	20179742	3.6	2AK104-1 3/16	20179631	9.7
2AK46-7/8	20179717	4.6	2AK61-1 1/8	20179743	3.6	2AK104-1-7/16	20179632	9.7
2AK46-1	20179714	4.6	2AK61-1-3/8	20179744	3.6	2AK114-1	20179635	10.2
2AK46-1 1/8	20179715	4.6	2AK64-3/4	20179752	4.5	2AK114-1-3/16	20179636	10.2
2AK49-3/4	20179720	2.7	2AK64-1	20179747	4.5	2AK114-1-3/8	20179637	10.2
2AK49-7/8	20179721	2.7	2AK64-1 1/8	20179748	4.5	2AK114-1-7/16	20179638	10.2
2AK49-1	20179718	2.7	2AK64-1-3/16	20179749	4.5	2AK124-1	20179639	11.3
2AK49-1 1/8	20179719	2.7	2AK64-1-3/8	20179750	4.5	2AK124-1-3/16	20179640	11.3
2AK49-1 3/8	20179722	2.7	2AK64-1-7/16	20179751	4.5	2AK124-1-7/16	20179641	11.3
2AK51-3/4	20179726	2.9	2AK74-3/4	20179758	5.8	2AK134-1-3/16	20179642	12.4
2AK51-7/8	20179727	2.9	2AK74-1	20179753	5.8	2AK134-1-7/16	20179643	12.4
2AK51-1	20179723	2.9	2AK74-1-1/8	20179754	5.8	2AK144-1	20179644	13.2
2AK51-1 1/8	20179724	2.9	2AK74-1-3/16	20179755	5.8	2AK144-1 7/16	20179645	13.2
2AK51-1-3/8	20179725	2.9	2AK74-1-3/8	20179756	5.8	2AK154-1 3/16	20179646	13.7
2AK54-5/8	20179731	3.2	2AK74-1-7/16	20179757	5.8	2AK154-1 7/16	20179647	13.7
2AK54-3/4	20179730	3.2	2AK84-3/4	20179763	6.9	2AK184-1-3/16	20179648	15.8
2AK54-7/8	20179732	3.2	2AK84-15/16	20179765	6.9	2AK184-1-7/16	20179649	15.8

*Weight does not include bushing and is approximate.

FHP Bored-to-Size Two B Groove Sheaves

Part #	SAP #	Weight*	Part #	SAP #	Weight*	Part #	SAP #	Weight*
2BK23-5/8	20179794	1.3	2BK27-5/8	20179806	1.8	2BK30-1/2	20179817	1.9
2BK23-7/8	20179795	1.3	2BK27-3/4	20179805	1.8	2BK30-5/8	20179819	1.9
2BK25-1/2	20179796	1.4	2BK27-7/8	20179808	1.8	2BK30-3/4	20179818	1.9
2BK25-5/8	20179798	1.4	2BK27-1	20179807	1.8	2BK30-7/8	20179820	1.9
2BK25-3/4	20179797	1.4	2BK28-1/2	20179811	1.9	2BK30-1	20179815	1.9
2BK25-7/8	20179799	1.4	2BK28-5/8	20179813	1.9	2BK30-1 1/8	20179816	1.9
2BK26-5/8	20179802	1.6	2BK28-3/4	20179812	1.9	2BK32-5/8	20179824	2.2
2BK26-7/8	20179803	1.6	2BK28-7/8	20179814	1.9	2BK32-7/8	20179825	2.2
2BK26-1 1/8	20179801	1.6	2BK28-1	20179809	1.9	2BK32-1	20179821	2.2
2BK27-1/2	20179804	1.8	2BK28-1 1/8	20179810	1.9	2BK32-1 1/8	20179822	2.2

*Weight does not include bushing and is approximate.

continued on page 121