Product Selection

Additional Product Selection information is available in Volume 2, **CA08100003E**.

Type MTE

Primary: 240 x 480, 230 x 460, 220 x 440 with Jumpers Secondary: 120/115/110 with Fuse Clips for 13/32 x 1-1/2 Fuses

VA	Wiring Diagram ①	Weight Lbs (kg)	Style Number
25	1	1.7 (0.8)	**C0025E2A** ②
50	1	2.6 (1.2)	**C0050E2A** ②
75	1	3.5 (1.6)	**C0075E2A** ②
100	1	4.2 (1.9)	**C0100E2A** ②
150	1	6.7 (3.0)	**C0150E2A**
200	1	8.5 (3.9)	**C0200E2A**
250	1	10.0 (4.5)	**C0250E2A**
300	1	11.3 (5.1)	**C0300E2A**
350	1	13.6 (6.2)	**C0350E2A**
500	1	19.2 (8.7)	**C0500E2A**
750	1	28.1 (12.8)	**C0750E2A**
1000	1	29.5 (13.4)	**C1000E2A**
1500	1	40.0 (18.1)	**C1500E2A**

Primary: 240 x 480 with Jumpers Secondary: 24 with Fuse Clips for 13/32 x 1-1/2 Fuses (through 500 VA)

VA	Wiring Diagram ①	Weight Lbs (kg)	Style Number
50	2	2.7 (1.2)	**C0050E2B** ②
75	2	3.5 (1.6)	**C0075E2B** ②
100	2	4.2 (1.9)	**C0100E2B** ②
150	2	6.7 (3.0)	**C0150E2B**
200	2	8.5 (3.9)	**C0200E2B**
250	2	10.1 (4.6)	**C0250E2B**
300	2	11.4 (5.2)	**C0300E2B**
350	2	13.4 (6.1)	**C0350E2B**
500	2	17.5 (7.9)	**C0500E2B**
750	2	28.1 (12.8)	**C0750E2B**

Primary: 120 X 240 with Jumpers Secondary: 24 with Fuse Clips for 13/32 x 1-1/2 Fuses

VA	Wiring Diagram ①	Weight Lbs (kg)	Style Number
50	3	2.6 (1.2)	**C0050E1B** ②
75	3	3.6 (1.6)	**C0075E1B** ②
100	3	4.4 (2.0)	**C0100E1B** ②
150	3	6.7 (3.0)	**C0150E1B**
200	3	8.3 (3.8)	**C0200E1B**
250	3	10.1 (4.6)	**C0250E1B**
300	3	11.2 (5.1)	**C0300E1B**
350	3	13.2 (6.0)	**C0350E1B**
500	3	17.5 (7.9)	**C0500E1B**

Primary: 208/277 Secondary: 120 with Fuse Clips for 13/32 x 1-1/2 Fuses

VA	Wiring Diagram ①	Weight Lbs (kg)	Style Number
50	4	2.9 (1.3)	**C0050E3A** ②
75	4	3.8 (1.7)	**C0075E3A** ②
100	4	4.5 (2.0)	**C0100E3A** ②
150	4	6.9 (3.1)	**C0150E3A**
200	4	8.7 (3.9)	**C0200E3A**
250	4	10.2 (4.6)	**C0250E3A**
300	4	11.4 (5.2)	**C0300E3A**
350	4	13.7 (6.2)	**C0350E3A**
500	4	17.2 (7.8)	**C0500E3A**
750	4	25.7 (11.7)	**C0750E3A**

Notes

① See **Page V7-T7-11** for wiring diagrams.
② 105°C insulation system.

Primary: 200/220/440, 208/230/460, 240/480 Secondary: 23/110, 24/115, 25/120 with Fuse Clips for 13/32 x 1-1/2 Fuses

VA	Wiring Diagram ①	Weight Lbs (kg)	Style Number
50	7	3.4 (1.5)	**C0050E5E** ②
75	7	4.8 (2.2)	**C0075E5E** ②
100	7	5.9 (2.7)	**C0100E5E** ②
150	7	7.9 (3.6)	**C0150E5E**
200	7	10.6 (4.8)	**C0200E5E**
250	7	13.9 (6.3)	**C0250E5E**
300	7	15.5 (7.0)	**C0300E5E**
350	7	16.8 (7.6)	**C0350E5E**
500	7	23.4 (10.6)	**C0500E5E**

Universal Design (MTE Epoxy Encapsulated) Primary: 240/416/480/600, 230/400460/575, 220/380/440/550, 208/500 Secondary: 99/120/130, 95/115/125, 91/110/120, 85/100/110 with Fuse Clips for 13/32 x 1-1/2 Fuses

VA	Wiring Diagram ①	Weight Lbs (kg)	Style Number
50	8	4.0 (1.8)	**C0050E6U** ②③
100	8	6.6 (3.0)	**C0100E6U** ②③
150	8	8.8 (4.0)	**C0150E6U** ②④
250	8	14.7 (6.7)	**C0250E6U** ②④
350	8	18.6 (8.4)	**C0350E6U** ②④
500	8	25.6 (11.6)	**C0500E6U** ②④
750	8	30.5 (13.8)	**C0750E6U** ②④

Transformers with Primary Fuse Blocks

Primary: 240 x 480, 230 x 460, 220 x 440 with Jumpers and Two-Pole Primary Fuse Block for Rejection-Type Fuses Secondary: 120/115/110 with Fuse Clips for 13/32 x 1-1/2 Fuses

VA	Wiring Diagram ①	Weight Lbs (kg)	Style Number
50	1	2.8 (1.3)	**C0050E2AFB** ②
75	1	3.7 (1.7)	**C0075E2AFB** ②
100	1	4.4 (2.0)	**C0100E2AFB** ②
150	1	6.9 (3.1)	**C0150E2AFB**
200	1	8.7 (3.9)	**C0200E2AFB**
250	1	10.2 (4.6)	**C0250E2AFB**
300	1	11.5 (5.2)	**C0300E2AFB**
350	1	13.8 (6.3)	**C0350E2AFB**
500	1	19.4 (8.8)	**C0500E2AFB**
750	1	28.3 (12.8)	**C0750E2AFB**
1000	1	29.7 (13.4)	**C1000E2AFB**
1500	1	40.2 (18.1)	**C1500E2AFB**

Primary: 240 x 480 with Jumpers and Two-Pole Primary Fuse Block for Rejection-Type Fuses Secondary: 24 with Fuse Clips for 13/32 x 1-1/2 Fuses

VA	Wiring Diagram ①	Weight Lbs (kg)	Style Number
50	2	2.8 (1.3)	**C0050E2BFB** ②
75	2	3.8 (1.7)	**C0075E2BFB** ②
100	2	4.4 (2.1)	**C0100E2BFB** ②
150	2	6.9 (3.1)	**C0150E2BFB**
200	2	8.7 (3.9)	**C0200E2BFB**
250	2	10.3 (4.7)	**C0250E2BFB**
300	2	11.6 (5.3)	**C0300E2BFB**
350	2	13.6 (6.2)	**C0350E2BFB**
500	2	17.7 (8.0)	**C0500E2BFB**

Notes

① See **Page V7-T7-11** for wiring diagrams.
② 105°C insulation system.
③ Type MTG open core-coil universal design has been superseded by Type MTE epoxy encapsulated universal design with no changes to form, fit or function.
④ Type MTE epoxy encapsulated universal design.

Primary: 380/400/415 with Two-Pole Primary Fuse Block for Rejection-Type Fuses Secondary: 110 x 220 with Jumpers; Fuse Clips Not Available

VA	Wiring Diagram ①	Weight Lbs (kg)	Style Number
50	6	3.2 (1.5)	**C0050E4DFB** ②
75	6	4.2 (1.9)	**C0075E4DFB** ②
100	6	5.4 (2.5)	**C0100E4DFB** ②
150	6	7.2 (3.3)	**C0150E4DFB**
200	6	8.9 (4.0)	**C0200E4DFB**
250	6	10.4 (4.7)	**C0250E4DFB**
300	6	11.2 (5.1)	**C0300E4DFB**
350	6	13.2 (6.0)	**C0350E4DFB**
500	6	20.2 (9.2)	**C0500E4DFB**

Primary: 200/220/440, 208/230/460, 240/480 with Two-Pole Primary Fuse Block for Rejection-Type Fuses Secondary: 23/110, 24/115, 25/120 with Fuse Clips for 13/32 x 1-1/2 Fuses

VA	Wiring Diagram ①	Weight Lbs (kg)	Style Number
50	7	3.6 (1.6)	**C0050E5EFB** ②
75	7	5.0 (2.3)	**C0075E5EFB** ②
100	7	6.1 (2.8)	**C0100E5EFB** ②
150	7	8.1 (3.7)	**C0150E5EFB**
200	7	10.8 (4.9)	**C0200E5EFB**
250	7	14.1 (6.4)	**C0250E5EFB**
300	7	15.7 (7.1)	**C0300E5EFB**
350	7	17.0 (7.7)	**C0350E5EFB**
500	7	23.6 (10.7)	**C0500E5EFB**

Universal Design (MTE Epoxy Encapsulated) Primary: 240/416/480/600, 230/400/460/575, 220/380/440/550, 208/500 with Two-Pole Primary Fuse Block for Rejection-Type Fuses Secondary: 99/120/130, 95/115/125, 91/110/120, 85/100/110 with Fuse Clips for 13/32 x 1-1/2 Fuses

VA	Wiring Diagram ①	Weight Lbs (kg)	Style Number
50	8	4.2 (1.9)	**C0050E6UFB** ②③
100	8	6.8 (3.1)	**C0100E6UFB** ②③
150	8	9.0 (4.1)	**C0150E6UFB** ②④
250	8	14.9 (6.8)	**C0250E6UFB** ②④
350	8	18.8 (8.5)	**C0350E6UFB** ②④
500	8	25.8 (11.7)	**C0500E6UFB** ②④

Notes

① See **Page V7-T7-11** for wiring diagrams.
② 105°C insulation system.
③ Type MTG open core-coil universal design has been superseded by Type MTE epoxy encapsulated universal design with no changes to form, fit or function.
④ Type MTE epoxy encapsulated universal design.

Wiring Diagrams

Diagram 1

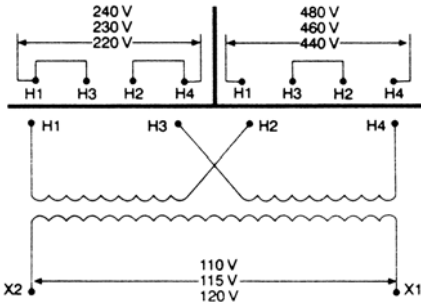

Diagram 2

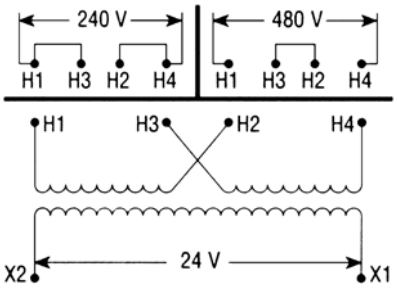

Diagram 3

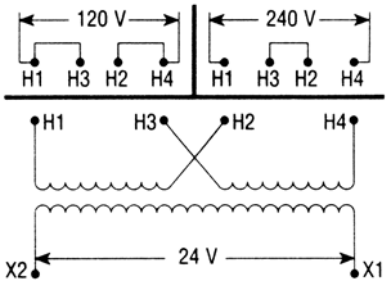

Diagram 4

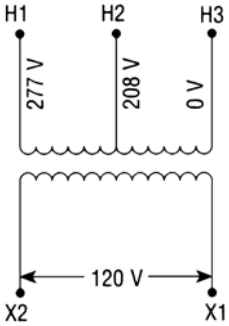

Diagram 5

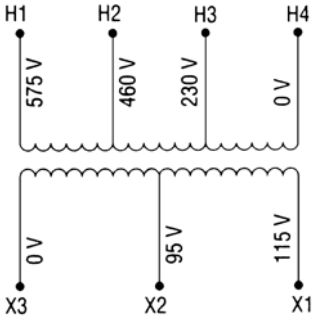

Diagram 6

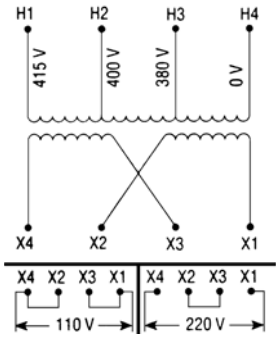

Diagram 7

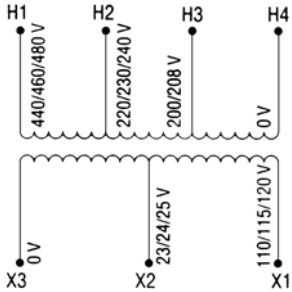
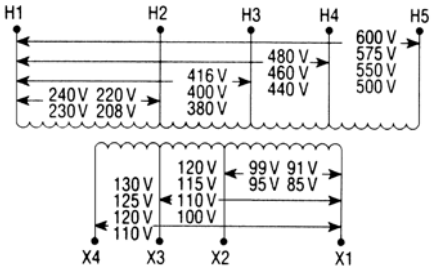
Diagram 8