

TYPE NM2




Type NM2 is an extra-flexible, liquidtight nonmetallic tubing. This lightweight tubing cuts easily and installs quickly. It is ideal for wiring protection in tight quarters and for tight bends. The thin, flexible PVC skin allows for greater movement for many OEM applications. Used for wiring harnesses, laboratory equipment, fiber optics, etc.

CONSTRUCTION:

Co-extruded from both flexible and rigid PVC. The rigid spiral PVC reinforcement is embedded within the wall of the tubing.

 Conforms to CSA 22.2 No. 227.3

RoHS and WEEE Compliant.

 UL Recognized File #E174249

FITTINGS:

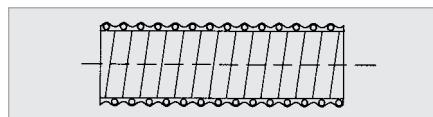
Intended for use with nonmetallic liquidtight fittings marked FNMC-B. See Type NMLT Connectors for further information.

STANDARD COLORS: Black

WORKING TEMPERATURES: -20°C to 70°C

PLASTIC USED: PVC

See the Chemical Resistance Guide on our website.



Trade Size (In.)	Type	Inside Bend Radius (In.)	Wt. (Lbs./100 Ft.)	Coil Footage	
				Length	Part #
1/4	NM2-140	0.6	5	100	82000
3/8	NM2-10	0.7	6	100	82001
1/2	NM2-11	0.9	8	100	82011
3/4	NM2-12	1.1	10	100	82022
1	NM2-13	1.3	15	100	82032
1-1/4	NM2-14	1.7	20	100	82042
1-1/2	NM2-15	1.9	26	50	82052
2	NM2-16	2.4	36	50	82062

Trade Size (In.)	Type	Diameter	
		Inner Min./Max.	Outer Min./Max.
1/4	NM2-140	0.385/0.405	0.560/0.575

See page 37 for 3/8" – 2" Dimensions.

CONNECTORS

TYPE NMLT

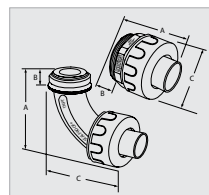


Type NMLT and NMSC nonmetallic connectors are intended to be used with liquidtight nonmetallic conduit Type B; Electri-Flex Types NM and NM2. They are not to be used with Type A (LNM-P) conduit or steel conduit.

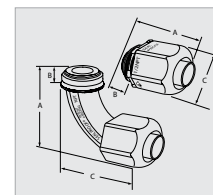
CONSTRUCTION:

- UL and CUL Listed
- "O" Ring and steel locknut included
- Angled connectors provide smooth "sweep" radius
- Standard NPT Threads
- Suitable for indoor/ outdoor use
- NMLT made from Nylon 6. Flame rating 94V-2. 125° C
- NMLT-30 Series available in 45° angle configuration
- NMSC screw-on, one-piece connectors made from UV rated PVC
- NEMA 4X

STANDARD COLORS: Gray. For black, add suffix B to catalog number.



NMLT



NMSC

Config.	Trade Size (In.)	Config.	KO Size	Dimensions		
				A	B	C
NMLT						
STRAIGHT	3/8	NMLT10	1/2	2.000	0.540	1.400
STRAIGHT	1/2	NMLT11	1/2	2.000	0.540	1.400
STRAIGHT	3/4	NMLT12	3/4	2.200	0.635	1.700
STRAIGHT	1	NMLT13	1	2.280	0.740	2.000
STRAIGHT	1-1/4	NMLT14	1-1/4	2.440	0.760	2.400
STRAIGHT	1-1/2	NMLT15	1-1/2	2.700	0.800	2.670
STRAIGHT	2	NMLT16	2	2.990	0.850	3.280
90°	3/8	NMLT20	1/2	2.120	0.500	3.120
90°	1/2	NMLT21	1/2	2.120	0.500	3.120
90°	3/4	NMLT22	3/4	2.500	0.520	3.600
90°	1	NMLT23	1	3.125	0.700	4.125
90°	1-1/4	NMLT24	1-1/4	4.450	0.760	5.200
90°	1-1/2	NMLT25	1-1/2	4.750	0.800	5.200
90°	2	NMLT26	2	5.420	0.860	5.800
NMSC						
STRAIGHT	1/2	NMSC-11	1/2	1.750	0.500	1.250
STRAIGHT	3/4	NMSC-12	3/4	1.800	0.625	1.500
90°	1/2	NMSC-21	1/2	1.875	0.500	3.125
90°	3/4	NMSC-22	3/4	2.375	0.625	3.500